

Poisson statistics of PageRank probabilities of Twitter and Wikipedia networks

Klaus M. Frahm and Dima L. Shepelyansky^a

Laboratoire de Physique Théorique du CNRS, IRSAMC, Université de Toulouse, UPS, 31062 Toulouse, France

Received 24 February 2014 / Received in final form 18 March 2014

Published online 16 April 2014 – © EDP Sciences, Società Italiana di Fisica, Springer-Verlag 2014

Abstract. We use the methods of quantum chaos and Random Matrix Theory for analysis of statistical fluctuations of PageRank probabilities in directed networks. In this approach the effective energy levels are given by a logarithm of PageRank probability at a given node. After the standard energy level unfolding procedure we establish that the nearest spacing distribution of PageRank probabilities is described by the Poisson law typical for integrable quantum systems. Our studies are done for the Twitter network and three networks of Wikipedia editions in English, French and German. We argue that due to absence of level repulsion the PageRank order of nearby nodes can be easily interchanged. The obtained Poisson law implies that the nearby PageRank probabilities fluctuate as random independent variables.

1 Introduction

The PageRank vector $P(K)$ of the Google matrix G_{ij} had been proposed by Brin and Page for ranking of nodes of the World Wide Web (WWW) [1]. At present the PageRank algorithm became a fundamental element of various search engines including Google search [2]. This ranking works reliably also for other networks like the Physical Review citation network [3,4], Wikipedia [5–7] and other networks including even the world trade network [8]. Thus it is important to understand the statistical properties of the PageRank vector.

To study the properties of PageRank probabilities we use the standard approach [1,2] following the notation used in reference [6]. The directed network is constructed in a usual way: a directed link is formed from a node j to a node i when j quotes i and an element A_{ij} of the adjacency matrix is taken to be unity when there is such a link and zero in absence of link. Then the matrix S_{ij} of Markov transitions is constructed by normalizing elements of each column to unity ($\sum_i S_{ij} = 1$) and replacing columns with only zero elements (*dangling nodes*) by $1/N$, with N being the matrix size. Then the Google matrix of the network takes the form [1,2]:

$$G_{ij} = \alpha S_{ij} + (1 - \alpha)/N. \quad (1)$$

The damping parameter α in the WWW context describes the probability $(1 - \alpha)$ to jump to any node for a random surfer. For WWW the Google search engine uses $\alpha \approx 0.85$ [2]. The matrix G belongs to the class of Perron-Frobenius operators [2], its largest eigenvalue is $\lambda = 1$ and other eigenvalues have $|\lambda| \leq \alpha$. The right eigenvector

at $\lambda = 1$, which is called the PageRank, has real non-negative elements $P(i)$ and gives a probability $P(i)$ to find a random surfer at site i . Thus we can rank all nodes in a decreasing order of PageRank probability $P(K(i))$ so that the PageRank index $K(i)$ counts all N nodes i according to their ranking, placing the most popular nodes at the top values $K = 1, 2, 3, \dots$. In numerical simulations the vector $P(K_i)$ can be obtained by the power iteration method [2]. The Arnoldi method allows to compute efficiently a significant number of eigenvalues and eigenvectors corresponding to large values of $|\lambda|$ (see e.g. [9–11]).

From a physical viewpoint we can make a conjecture that the PageRank probabilities are described by a steady-state quantum Gibbs distribution [12] over certain quantum levels with energies E_i . In the frame of this conjecture the PageRank probabilities on nodes i are given by:

$$P(i) = \exp(-E_i/T)/Z, \quad Z = \sum_i \exp(-E_i/T) \quad (2)$$

and inversely the effective energies E_i are given by:

$$E_i = -T \ln P(i) - T \ln Z. \quad (3)$$

Here Z is the statistical sum and T is a certain effective temperature. In some sense the above conjecture assumes that the operator matrix G can be represented as a sum of two operators G_H and G_{NH} where G_H describes a hermitian system while G_{NH} represents a non-Hermitian operator which creates a system thermalization at a certain effective temperature T with the quantum Gibbs distribution over energy levels E_i of operator G_H . The last term in (3) is independent of i and gives a global energy shift which is not important. We note that PageRank probabilities describe a stationary state of G and its probability

^a e-mail: dima@irsamc.ups-tlse.fr

can be always presented in the form (3). Thus our method can be used for any directed network. However, implicitly it is assumed that the relaxation dynamics is a complex process and that a considered network has many nodes and many complex links between nodes.

The statistical properties of fluctuations of levels have been extensively studied in the fields of Random Matrix Theory (RMT) [13] and quantum chaos [14]. The most direct characteristic is the probability distribution $p(s)$ of level spacings s statistics. Here $s = (E_{i+1} - E_i)/\Delta E$ is a spacing between nearest levels measured in the units of average local energy spacing ΔE . Thus the probability distribution $p(s)$ is obtained via the unfolding procedure which takes into account the variation of energy level density with energy E [14]. We note that the value of T in (3) does not influence the statistics $p(s)$ due to spectrum unfolding and definition of s in units of local level spacing.

In the field of quantum chaos it is well established that $p(s)$ is a powerful tool to characterize the spectral properties of quantum systems. For quantum systems, which have a chaotic dynamics in the classical limit (e.g. Sinai or Bunimovich billiards [15]), it is known that in generic cases the statistics $p(s)$ is the same as for the RMT, invented by Wigner to describe the spectra of complex nuclei [13,16,17]. This statement is known as the Bohigas-Giannoni-Schmit conjecture [16]. In such cases the distribution is well described by the so-called Wigner surmise $p(s) = (\pi s/2) \exp(-\pi s^2/4)$ [14,17]. For integrable quantum systems (e.g. circular or elliptic billiards) one finds a Poisson distribution $p(s) = \exp(-s)$ corresponding to the fluctuations of random independent variables. Such a Poisson distribution is drastically different from the RMT results characterized by the level repulsion at small s values.

The strong feature of $p(s)$ statistics is that it describes the universal statistical fluctuations. Thus its use for description of PageRank fluctuations is very relevant, it provides a new statistical information about PageRank properties. We describe the results obtained within such an approach in next sections.

2 Statistical properties of PageRank probabilities

For our studies we use the network of entire Twitter 2009 studied in [11] with number of nodes $N = 41\,652\,230$ and number of links $N_\ell = 1\,468\,365\,182$; network of English Wikipedia (Aug 2009; noted below as Wikipedia) articles from [5] with $N = 3\,282\,257$, $N_\ell = 71\,012\,307$; German Wikipedia (dated November 2013, noted below as Wikipedia-DE) with $N = 1\,532\,977$, $N_\ell = 36\,781\,077$ and French Wikipedia (dated November 2013; noted below as Wikipedia-FR) with $N = 1\,352\,825$, $N_\ell = 34\,431\,943$. For the last two cases we use the network data collected by Vigna [18].

For a given network the PageRank is computed as usually by the power or iteration method for a typical value of the damping factor $\alpha = 0.85$. The probabilities P_i

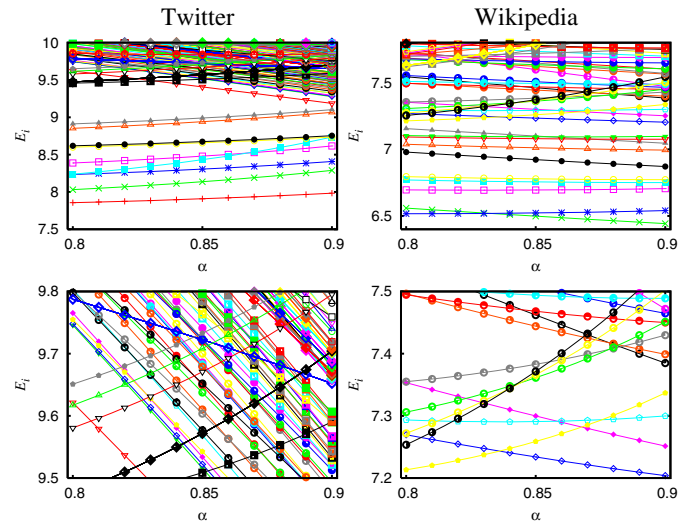


Fig. 1. Dependence of top PageRank levels $E_i = -\ln(P_i)$ on the damping factor α for Twitter (left panel) and Wikipedia (right panel). Data points on curves with the same color symbol correspond to the same node i . The lower panels are obtained by a zoom in an energy range from the top panels. About 150 (for Twitter) or 50 (for Wikipedia) lowest levels are shown in top panels.

are computed with a relative precision better than 10^{-12} . For each node i its PageRank value P_i is associated to a pseudo-energy E_i by the relation $E_i = -\ln(P_i)$. Obviously the energy spectrum is ordered if the index is given in the rank index K , i.e. $E_{K+1} \geq E_K$. Therefore the number n of levels below a given pseudo-energy E is given by $n = K$ if $E_K < E < E_{K+1}$ (we also use index i for E_i).

The evolution of energy levels E_i with the variation of the damping factor α is shown in Figure 1 for Twitter and Wikipedia networks. The results show many level crossings which are typical of Poisson statistics. We note that here each level has its own index so that it is rather easy to see if there is a real or avoided level crossing. In this respect the situation is simpler compared to energy levels in quantum systems.

In the following we fix the damping factor to the standard value $\alpha = 0.85$. To obtain the unfolded spectrum with an average uniform level spacing of unity (see e.g. [14]) one has to replace the function E_i by a smooth function. As shown in Figure 2, one can very well approximate E_K by a polynomial $Q(x)$ of modest degree in the variable $x = \ln(K)$. In this procedure it is better to exclude the first ten nodes with $K \leq 10$ which do not affect the global statistics. For a fit range $10 < K \leq 10^4$ a polynomial of degree 2 is already sufficient. However, for larger intervals, e.g. $10 < K \leq 10^7$ for Twitter or $10 < K \leq 10^6$ for Wikipedia it is better to increase the polynomial degree up to 20. Once the polynomial fit is known one obtains the unfolded energy eigenvalues S_i by solving the equation $E_i = Q(\ln(S_i))$ using the Newton method. For each energy the obtained value of $S_i \approx i$ is rather close to $K = i$ index with an average spacing of unity. In certain cases this equation does not provide a solution for energies

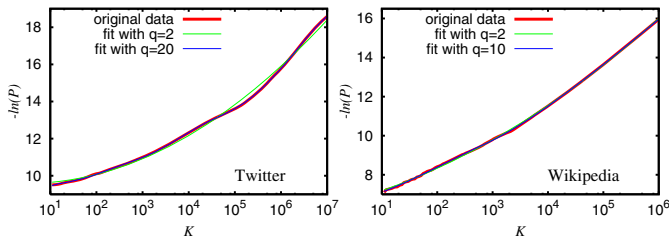


Fig. 2. The thick red curve shows $-\ln(P) = E$ versus K for the PageRank probability P of Twitter (Wikipedia) in the left (right) panel. The thin green curve corresponds to the fit $-\ln(P) = Q(\ln(K))$ where $Q(x)$ is a polynomial of degree $q = 2$. The thin blue curve corresponds to the fit with a polynomial of degree $q = 20$ ($q = 10$). The fits are obtained for the range $10 < K \leq 10^7$ ($10 < K \leq 10^6$) with weights $\sim 1/K$ attributed to each data point. Here and in next figures $\alpha = 0.85$.

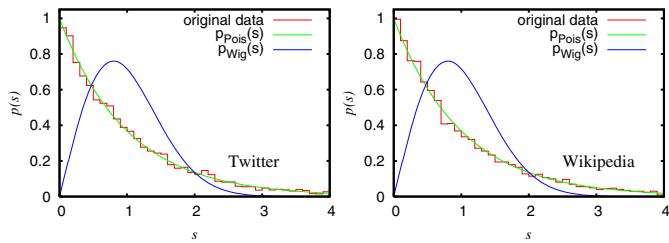


Fig. 3. Histogram of unfolded level spacing statistics using pseudo-energies $E_i = -\ln(P_i)$ of Twitter (Wikipedia) shown in the left (right) panel. The unfolding is done with the fit shown in Figure 2 using a polynomial of degree 2 and a fit range $10 < K \leq 10^4$. The Poisson distribution $p_{\text{Pois}}(s) = \exp(-s)$ and the Wigner surmise $p_{\text{Wig}}(s) = \frac{\pi}{2} s \exp(-\frac{\pi}{4} s^2)$ are also shown for comparison.

close to the boundary of the fit range. In these cases the unfolded spectrum is slightly reduced with respect to the initial fit range.

In Figure 3 only a polynomial of degree 2 is used since the fit range $10 < K \leq 10^4$ is rather small and the histogram fluctuations, compared with the Poisson distribution, are still quite considerable due to the limited number of $N_s \sim 10^4$ data points. The obtained data show a good agreement of results with the Poisson statistics.

In Figure 4 we show the integrated probability to find a level spacing larger than s :

$$I_p(s) = \int_s^\infty d\tilde{s} p(\tilde{s}). \quad (4)$$

This quantity is numerically more stable since no histogram is required. One simply orders the spacings $s_i = S_{i+1} - S_i$ and draws the ratio $1 - i/N_s$ versus s_i where i is the ordering index of the spacings and N_s is the number of spacings in the numerical data.

The data shown in Figure 4 clearly demonstrate that $I_p(s)$ follows the Poisson expression $I_p(s) = \exp(-s)$ for a quite large range of level spacings. Of course, for the largest values of s there are deviations which are either due to the lack of statistics (especially for modest values

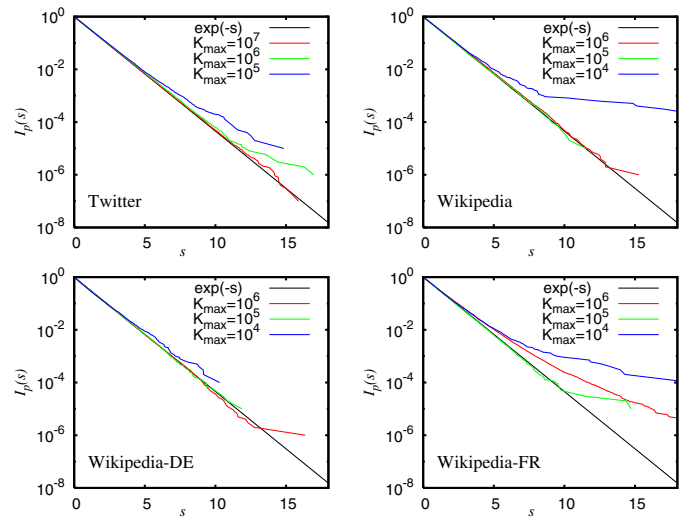


Fig. 4. The color curves show the integrated probability $I_p(s) = \int_s^\infty d\tilde{s} p(\tilde{s})$, given in semi-logarithmic representation, for the PageRank probabilities for networks of Twitter, Wikipedia, Wikipedia-DE and Wikipedia-FR. The unfolding is done as in Figure 2 using a fit polynomial of degree 20 and a fit range $10 < K \leq K_{\text{max}}$ with three different values of K_{max} given in the panels. The black line corresponds to $I_p(s) = \exp(-s)$ obtained for the case of Poisson distributed levels.

of K_{max}) or due to the fact that the number of levels is close to the total network size.

We also note that for large values of $K \geq 10^6$ there are N_d degenerate nodes with identical $P(i)$ values with at least one more another node or a few nodes. Such an effect has been pointed in reference [11]. These artificial degeneracies provide an additional delta function contribution $w_0 \delta(s)$ in the Poisson statistics $p(s)$ where w_0 is the probability to find such a degeneracy. There are about $N_d \approx 10^2$ ($N_d \approx 10^5$) degeneracies for Twitter nodes for $K < 10^6$ ($K < 10^7$) which gives $w_0 \approx 10^{-4}$ ($w_0 \approx 10^{-2}$). In a histogram of bin-width $\Delta s = 0.1$ this gives a relative change of the height of the first bin at $s = 0$ of $10 w_0 \approx 10^{-3}$ ($\approx 10^{-1}$) and unless we use too large K value the statistical contribution of such degenerate nodes is indeed very small.

We note that if we use all nodes of Twitter up to $K < 4.2 \times 10^7$ we have $N_d \approx 1.1 \times 10^7$ with $w_0 \approx 0.26$ which is indeed considerable. In this particular case also the distribution of close degeneracies ($0 < s \ll 1$) is quite different from the (rescaled) Poisson distribution $(1 - w_0) \exp[-(1 - w_0) s]$ for the non-degenerate levels. Apparently a particular network structure, which is responsible for the degeneracies, also enhances the number of close degeneracies. We attribute the appearance of such degeneracies to weak interconnections between nodes at the tail of PageRank probability where the fluctuations are not stabilized being sensible to the finite network size.

Our data show that the Poisson statistics gives a good description of fluctuations of PageRank probabilities. It may be interesting to determine what are the nodes which have very large spacings s from nearest levels on both sides. It is natural to expect that those nodes will be rather

Table 1. List of nodes with unfolded neighbor level spacings $s_i = S_i - S_{i-1} > 4$ for Wikipedia network.

K	$S_i - S_{i-1}$	$S_{i+1} - S_i$	Title
996	8.43535	6.57294	Henry VIII of England
2966	4.07317	4.09474	The Age
3398	4.21163	4.65018	Debt
3982	4.30229	4.01818	GREEN
6098	4.42446	4.78164	Vomiting
6632	4.22776	4.38045	Mary I of Scotland
9388	4.42904	4.94249	Simulation

stable in respect to modifications of network or damping factor variations. Such nodes for Wikipedia network are shown in Table 1 for $s > 4$ and $K < 10^4$. Such a selection captures two important figures of English history but the reasons for appearing of other nodes still need to be clarified. We think that a further study of nodes with large statistical deviations of spacing values can provide a new interesting information about robust nodes of a given network. Even if such events are due to random fluctuations still it is interesting to analyze the properties of such extreme events. The validity of the Poisson statistics means that the ranking order can be easily interchanged between nodes with nearby values of PageRank index K .

We also analyzed the statistics of PageRank probabilities for a random triangular matrix model (triangular RPFM) introduced in reference [19]. We find here the Poisson statistics. We also consider CheiRank probability vector of Wikipedia (it is given by the PageRank probability for the Wikipedia network with inverted direction of links) [5] and also find here the Poisson distribution.

3 Discussion

We use the methods of quantum chaos to study the statistical fluctuations of PageRank probabilities in four networks of Twitter, Wikipedia English, German and French. We associated the effective pseudo-energy levels E_i to PageRank probabilities via the relation $E_i = -\ln P_i$ and use the unfolding level density procedure to have homogeneous spacings between levels. This procedure is commonly used in the field of quantum chaos (see e.g. [14,17]). Our studies show that the level spacing statistics is well described by the Poisson distribution $p(s) = \exp(-s)$. Thus there is any sign of level repulsion typical of the quantum chaotic billiards [16] and RMT [13]. Such a result can be considered as a natural one for nodes with large values of PageRank index K where nodes can be assumed as independent. However, the Poisson distribution remains valid even for relatively low values $K \leq 10^4$ where a significant number of links exist between the users of Twitter as discussed in reference [11]. Thus even a large number of links between top nodes does not lead to their interdependence so that nearby PageRank probabilities behave themselves as random independent variables. In all examples of large directed networks considered we found the Poisson statistics. We can make a conjecture that this is

a generic situation. However, it may happen that some networks can have a repulsion of nodes and, who knows, may be the Wigner-Dyson statistics.

We should note that the relation $E_i = -\ln P_i$, used in our studies to have a correspondence with level spacing statistics, is not really so important since after that we apply the unfolding procedure. Due to this our method simply gives us the fluctuations of nearby PageRank probabilities in a correctly weighted dimensionless representation where the validity of Poisson distribution becomes directly visible. We think that the investigation of nodes with large spacings with nearby nodes in K can provide a new useful information for network analysis.

This research is supported in part by the EC FET Open project “New tools and algorithms for directed network analysis” (NADINE No. 288956). We thank Sebastiano Vigna for providing us the network data for German and French Wikipedia, collected in the frame of NADINE project; these data sets can be obtained from the web page of Vigna [18].

References

1. S. Brin, L. Page, *Comput. Networks and ISDN Systems* **30**, 107 (1998)
2. A.M. Langville, C.D. Meyer, *Google's PageRank and Beyond: The Science of Search Engine Rankings* (Princeton University Press, Princeton, 2006)
3. S. Redner, *Phys. Today* **58**, 49 (2005)
4. F. Radicchi, S. Fortunato, B. Markines, A. Vespignani, *Phys. Rev. E* **80**, 056103 (2009)
5. A.O. Zhirov, O.V. Zhirov, D.L. Shepelyansky, *Eur. Phys. J. B* **77**, 523 (2010)
6. Y.-H. Eom, K.M. Frahm, A. Benczur, D.L. Shepelyansky, *Eur. Phys. J. B* **86**, 492 (2013)
7. Y.-H. Eom, D.L. Shepelyansky, *PLoS ONE* **8**, e74554 (2013)
8. L. Ermann, D.L. Shepelyansky, *Acta Phys. Pol. A* **120**, A158 (2011)
9. G.W. Stewart, *Matrix Algorithms Volume II: Eigensystems* (SIAM, 2001)
10. K.M. Frahm, D.L. Shepelyansky, *Eur. Phys. J. B* **76**, 57 (2010)
11. K.M. Frahm, D.L. Shepelyansky, *Eur. Phys. J. B* **85**, 355 (2012)
12. L.D. Landau, E.M. Lifshitz, *Statistical Mechanics* (Nauka, Moskva, 1976) (in Russian), Vol. 5
13. M.L. Mehta, *Random Matrices* (Elsevier-Academic Press, Amsterdam, 2004)
14. F. Haake, *Quantum Signatures of Chaos* (Springer, Berlin, 2010)
15. L. Bunimovich, *Scholarpedia* **2**, 1813 (2007)
16. O. Bohigas, M.-J. Giannoni, C. Schmit, *Phys. Rev. Lett.* **52**, 1 (1984)
17. H.-J. Stöckmann, *Scholarpedia* **5**, 10243 (2010)
18. S. Vigna, <http://vigna.di.unimi.it/>
19. K.M. Frahm, Y.-H. Eom, D.L. Shepelyansky, [arXiv:1310.5624](https://arxiv.org/abs/1310.5624) [physics.soc-ph] (2013)