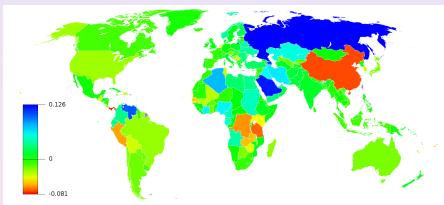
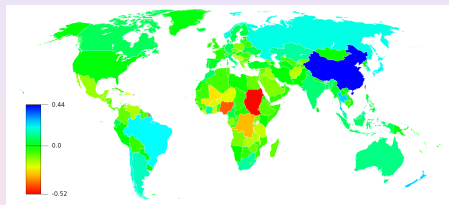


Google matrix: fundamentals and applications

Dima Shepelyansky (LPT CNRS, Toulouse)
www.quantware.ups-tlse.fr/dima



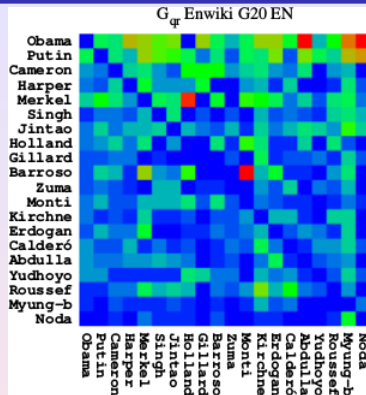
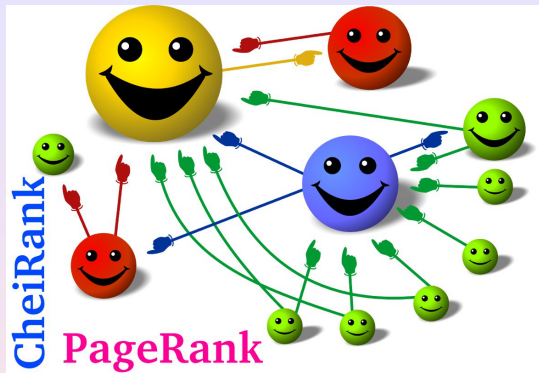
with L.Ermann (CNEA TANDAR), **Klaus Frahm (LPT UPS)**, K.Jaffres-Runser (N7 Tlse), J.Lages (U Besancon); A.Chepelianskii (LPS Orsay)



- * Markov (1906) → Brin and Page (1998) → Google matrix and search engines
- * reduced Google matrix of directed networks (brief introduction)
- * Applications: multiproduct world trade networks (UN COMTRADE), Wikipedia Ranking of World Universities (WRWU), world terror networks, infectious diseases influence, protein cancer networks ...

Support: EC FET Open NADINE (2012-2015), APLIGOOGLE-CNRS (2016-2017), LABEX NEXT (2017-2019) + thanks to UN COMTRADE

(1906) Markov vs Wigner (1955)



1945: Nuclear physics → Wigner (1955) → Random Matrix Theory

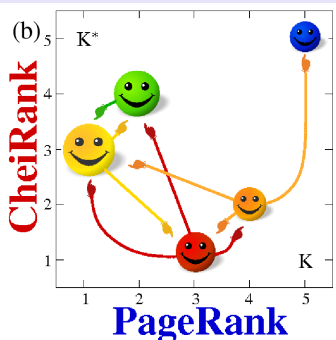
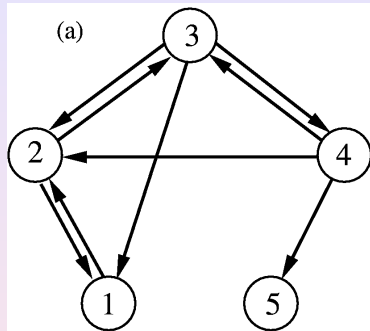
1991: WWW, small world social networks → Markov (1906) → Google matrix

Despite the importance of large-scale search engines on the web, very little academic research has been done on them.

S.Brin and L.Page, Comp. Networks ISDN Systems **30**, 107 (1998)

Google matrix construction rules

Markov chains (1906) and Directed networks



For a directed network with N nodes the adjacency matrix \mathbf{A} is defined as $A_{ij} = 1$ if there is a link from node j to node i and $A_{ij} = 0$ otherwise. The weighted adjacency matrix is

$$S_{ij} = A_{ij} / \sum_k A_{kj}$$

In addition the elements of columns with only zeros elements are replaced by $1/N$.

Google matrix construction rules

Google Matrix and Computation of PageRank

$\mathbf{P} = \mathbf{S}\mathbf{P} \Rightarrow \mathbf{P}$ = stationary vector of \mathbf{S} ; can be computed by iteration of \mathbf{S} .

To remove convergence problems:

- Replace columns of 0 (dangling nodes) by $\frac{1}{N}$:

$$\mathbf{S} = \begin{pmatrix} 0 & 1/2 & 1/3 & 0 & 1/5 \\ 1 & 0 & 1/3 & 1/3 & 1/5 \\ 0 & 1/2 & 0 & 1/3 & 1/5 \\ 0 & 0 & 1/3 & 0 & 1/5 \\ 0 & 0 & 0 & 1/3 & 1/5 \end{pmatrix} \quad \mathbf{S}^* = \begin{pmatrix} 0 & 1/3 & 0 & 0 & 0 \\ 1/2 & 0 & 1/2 & 0 & 0 \\ 1/2 & 1/3 & 0 & 1 & 0 \\ 0 & 1/3 & 1/2 & 0 & 1 \\ 0 & 0 & 0 & 0 & 0 \end{pmatrix}$$

- To remove degeneracies of $\lambda = 1$, replace \mathbf{S} by **Google matrix**

$$\mathbf{G} = \alpha \mathbf{S} + (1 - \alpha) \frac{\mathbf{E}}{N}; \quad \mathbf{G}\mathbf{P} = \lambda \mathbf{P} \Rightarrow \text{Perron-Frobenius operator}$$

- α models a random surfer with a random jump after approximately 6 clicks (usually $\alpha = 0.85$); **PageRank vector** $\Rightarrow \mathbf{P}$ at $\lambda = 1$ ($\sum_j P_j = 1$).
- **CheiRank vector \mathbf{P}^*** : $\mathbf{G}^* = \alpha \mathbf{S}^* + (1 - \alpha) \frac{\mathbf{E}}{N}$, $\mathbf{G}^* \mathbf{P}^* = \mathbf{P}^*$
(\mathbf{S}^* with inverted link directions)
Chepelianskii arXiv:1003.5455 (2010) ...

Computation algorithms

* PageRank vector by power iteration:

multiplication of initial random vector by G matrix; convergence to $\lambda = 1$ eigenvector as α^t , about $t = 200$ iterations are enough for double precision convergence (all eigenvalues have $|\lambda| \leq \alpha < 1$ except $\lambda = 1$); on average there are only about 10-20 nonzero links for each node (about 20 multiplications of vector by a line of matrix)

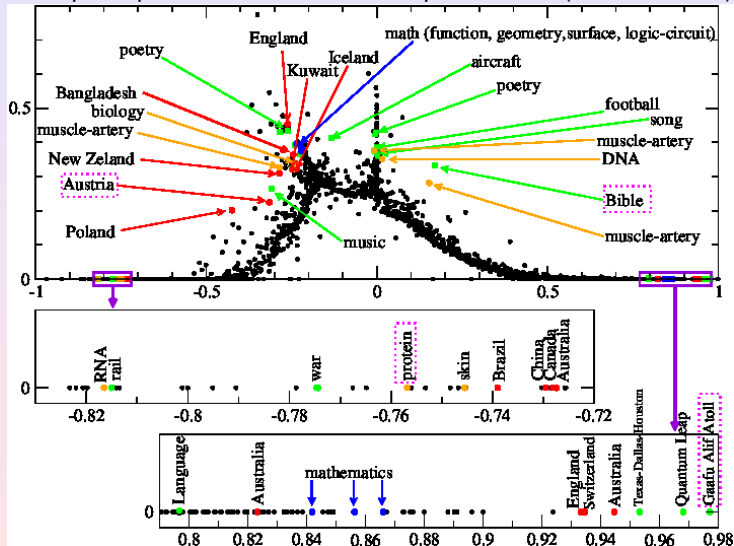
→ small-world structure of real networks or six degrees of separation (Milgram Psychology Today (1967));

* **Arnoldi algorithm:** eigenvalues with largest $|\lambda|$ and related selected eigenvectors corresponding to quasi-isolated communities.

* **Reduced Google matrix:**

Computation algorithms: spectrum of G

example: spectrum of G for ENWikipedia 2009 (3.28M nodes)



Ermann, Frahm, DS EPJB (2013)

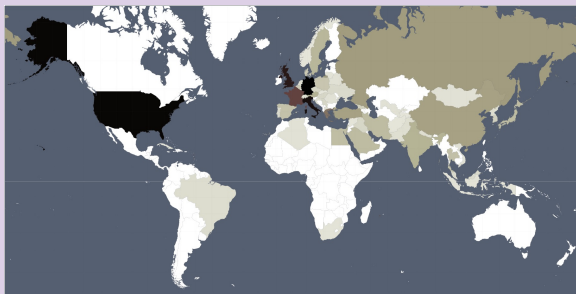
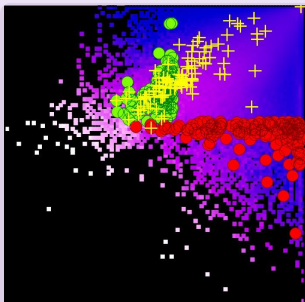
Directed networks analyzed

- * **Wikipedia editions:** EN (2009) $N = 3282257$;
24 editions Wiki2013: $N = 4212493$ EN, $N = 1532978$ DE, $N = 1352825$ FR
24 editions Wiki2017: $N = 5416537$ EN, $N = 2057898$ DE, $N = 1866546$ FR
- * **Entier Twitter (2009):** $N = 41$ millions
- * **Entier Phys. Rev. citation network(1893-2009):** $N = 460422$
- * **World Trade Network (WTN) from UN COMTRADE about 50 years:** $N = 227$
for all commodities; multiproduct trade with 61 products $N = 13847$; available
with 5000 products and $N \approx 1$ million
- * **Bitcion network transactions (beginning 2009 till April 2013):** $N = 6297009$
- * **Linux Kernel network:** $N = 285509$
- * **UK university networks till 2006:** U Oxford, Cambridge $N \approx 200000$
- * **Network of protein-protein interactions for cancer:** $N \approx 3000$

see [Ermann, Frahm, DS Rev Mod Phys \(2015\)](#)
<http://www.quantware.ups-tlse.fr/dima/subjgoogle.html>

Top historical figures of 24 Wikipedia editions

2DRanking of Wikipedia articles; top 100 historical figures;
comparison with historical studies of M.Hart (37 and 43 percent overlap)
35 centuries and all countries by birth place; 17 millions wiki-articles



A.Zhirov, O.Zhirov, DS EPJB (2010);

Y.-H.Eom, P.Aragon, D.Laniado, A.Kaltenbrunner, S.Vigna, DS PLoS ONE (2015)

Top historical figures of 24 Wikipedia editions

Top global PageRank historical figures: Carl Linnaeus, Jesus, Aristotle ...



theguardian

News | Sport | Comment | Culture | Business | Money | Life & style | Jobs

Comment is free

And the winner of Wikipedia's influence list is ... an 18th century botanist. Hear hear

Carl Linnaeus is hardly a household name, but the Swedish doctor who created a global naming system for species deserves this accolade



Patrick Barkham

theguardian.com, Friday 13 June 2014 09.00 BST

Jump to comments (51)

Media highlights: The Guardian, The Independent, The Washington Post, France24, EC CORDIS

==>Uppsala Universitet: "Carl Linnaeus ranked most influential person of all time" ... (about 20 countries)

Competitors: MIT Pantheon project <http://pantheon.media.mit.edu> (2014);
Stony-Brook NY <http://www.whoisbigger.com/> (2014)

Reduced Google matrix

A selected network of interest with $N_r < N$ nodes called reduced network.
Block structure of G matrix:

$$G = \begin{pmatrix} G_{rr} & G_{rs} \\ G_{sr} & G_{ss} \end{pmatrix}$$

with s index for scattering network $N_s = N - N_r$.

Reduced G_R matrix

(analogy with quantum chaotic scattering, nuclear and mesoscopic physics)

$$G_R P_r = P_r \quad , \quad G_R = G_{rr} + G_{rs}(\mathbf{1} - G_{ss})^{-1} G_{sr} = G_{rr} + G_{pr} + G_{qr}$$

Useful expansion

$$(\mathbf{1} - G_{ss})^{-1} = P_c \frac{1}{1 - \lambda_c} + Q_c \sum_{l=0}^{\infty} \bar{G}_{ss}^l$$

with projector $P_c = \psi_R \psi_L^T$ on eigenstate of maximal eigenvalue λ_c of G_{ss} , the complementary projector $Q_c = \mathbf{1} - P_c$ and $\bar{G}_{ss} = Q_c G_{ss} Q_c$.

K.Frahm, DS arxiv:1602.02394 (2016)

Protein-protein interactions for cancer networks

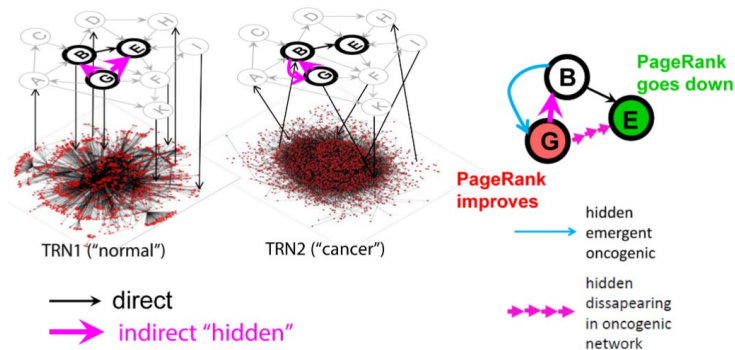


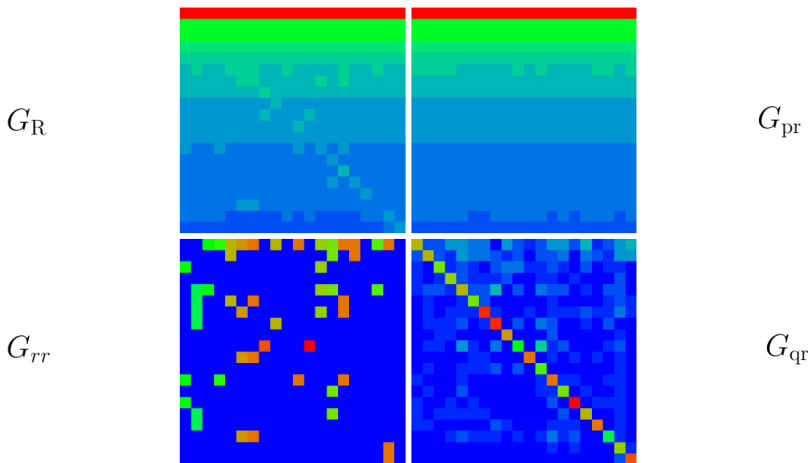
Fig 1. Using reduced Google matrix approach for inferring hidden causal relations in signaling pathways. Here the structure of the context-dependent global regulatory network is symbolically shown as consisting of two layers: the upper (nodes A-K) is the global signaling network whose structure does not depend on the context and the lower is a symbolic view of the contextual transcriptional regulatory network (TRN) whose structure can change between a "normal" and a "cancer" cell. Thick node borders denote a pathway embedded into the global signaling network. Black arrows denote direct physical interactions. Pink arrows denote inferred hidden directed regulations through the global regulatory network (both layers). In the final representation of the pathway (on the right), one can show those hidden regulations which emerge or disappear due to the changes in the TRN structure. Also, the color of the pathway nodes can show the direction of PageRank change: green corresponds to the PageRank decreased in the cancer network while red corresponds to the opposite.

<https://doi.org/10.1371/journal.pone.0190812.g001>

G-reduced: G20 political leaders 2012

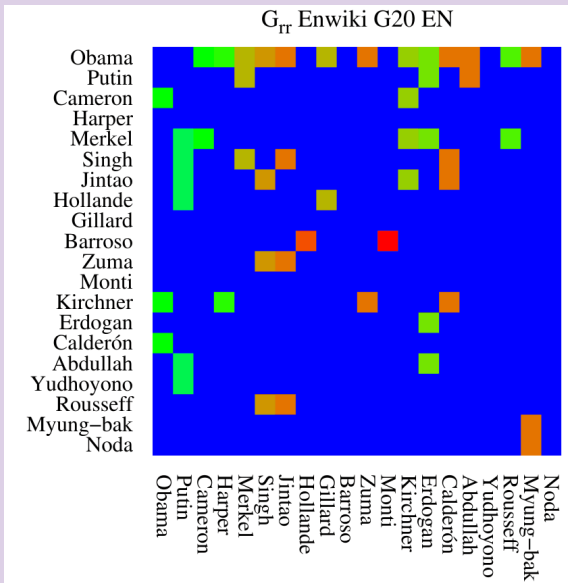
G_R example: G20 political leaders 2012 from EnWiki2013

$$1 - \lambda_c = 2.465 \times 10^{-4}$$

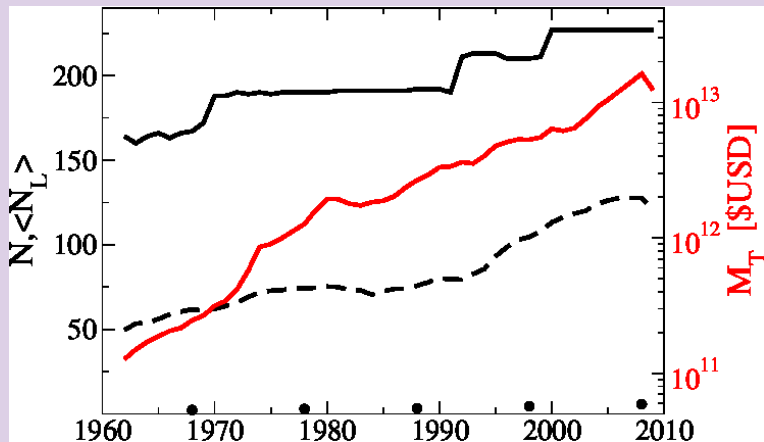


G-reduced: G20 political leaders 2012

G_R example: G20 political leaders 2012 direct links of G_{TR}



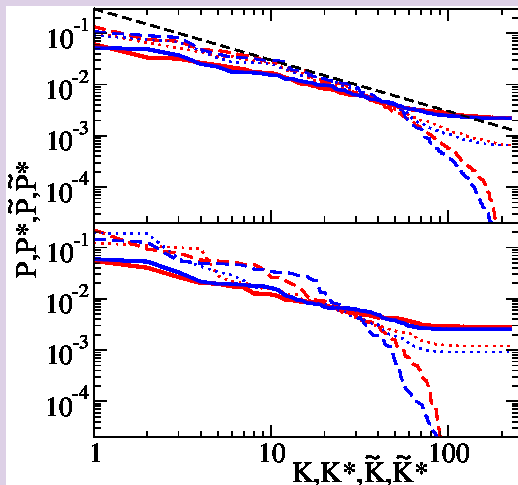
World trade network (WTN) of United Nations COMTRADE 1962-2010



Number of countries (black), links (dashed/points) and mass volume in USD (red)

Leonardo Ermann, DS arxiv:1103.5027 (2011); EPJB (2015)

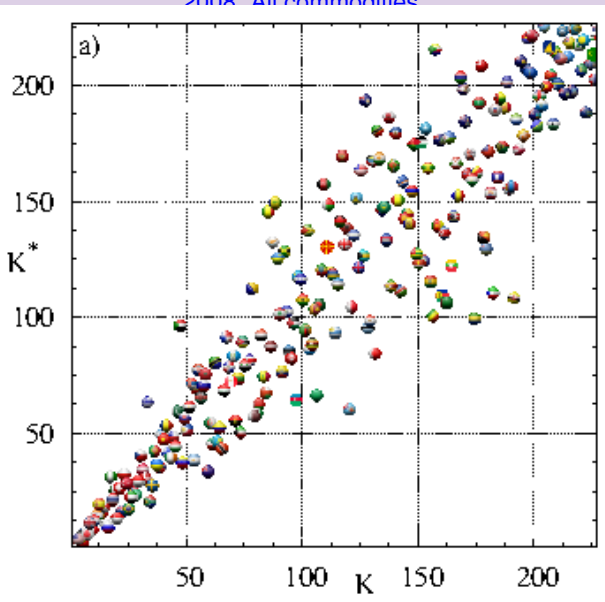
PageRank, CheiRank of World Trade



Year 2008: Probabilities of PageRank $P(K)$ (red), CheiRank $P^*(K^*)$ (blue) for all commodities (top) and crude petroleum (bottom), $\alpha = 0.5; 0.85$ (full/dotted); (dashed curves are for ImportRank, ExportRank); dashed line Zipf law $P \sim 1/K$; 227 countries

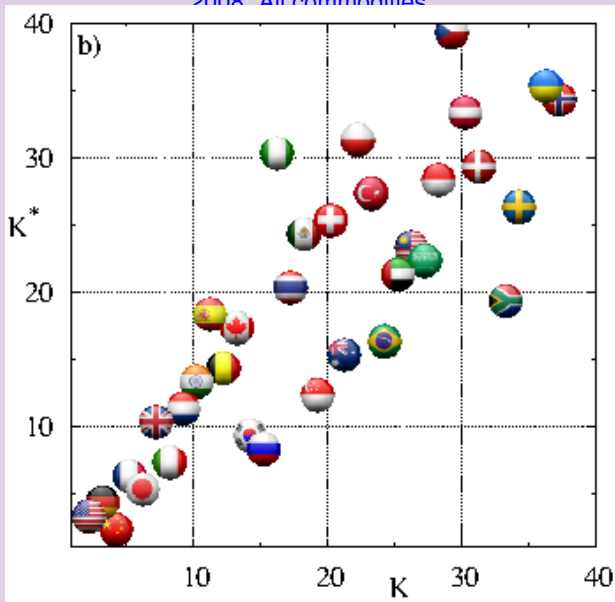
Ranking of World Trade

2008: All commodities



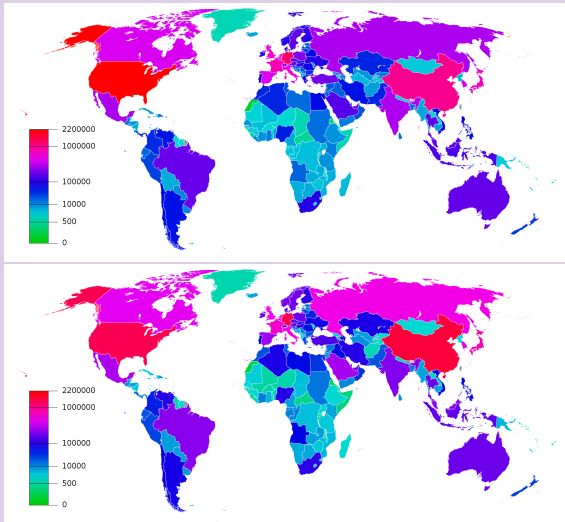
Ranking of World Trade

2008: All commodities



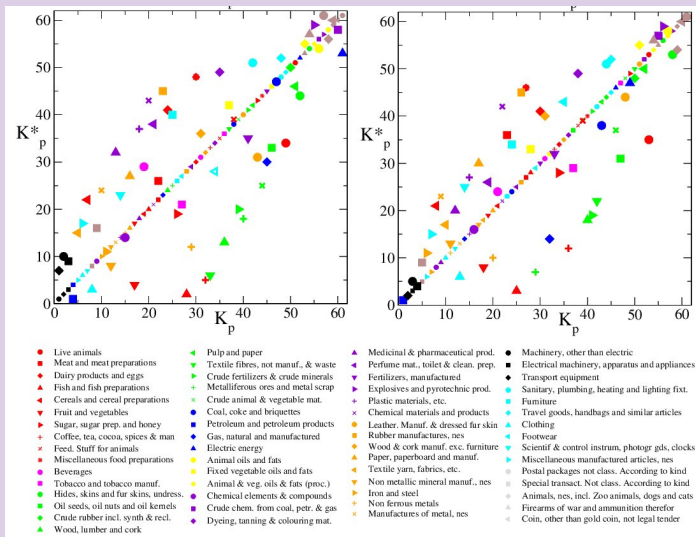
Multiproduct WTN

Example: year 2008, $N_c = 227$, $N_p = 61$, $N = 13847$, import (top) - export (bottom) in millions USD



Multiproduct WTN: ranking of products

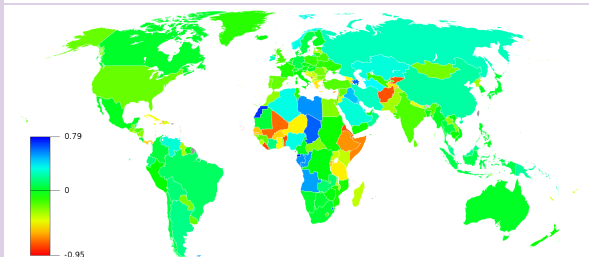
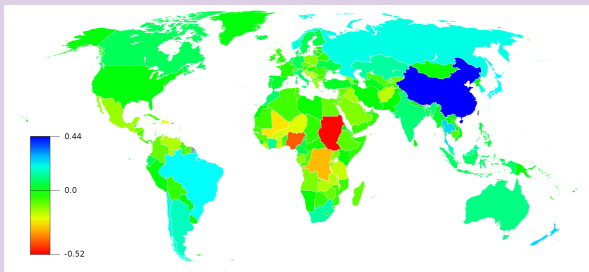
Democracy in countires, volume fraction in products => personalized vector in G. Left: 1993, right: 2008



CheiRank-PageRank balance (2008)

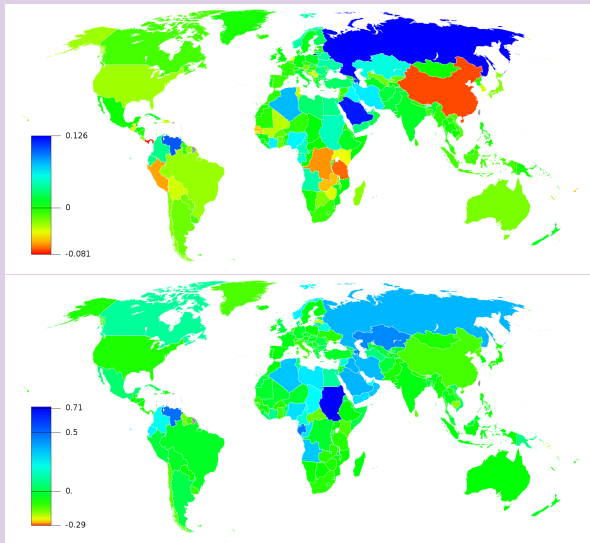
$B_c = (P_c^* - P_c)/(P_c^* + P_c)$ (top - CheiRank-PageRank; bottom
-Export-Import volume; multiproduct world trade

$N_c = 227$ countries, $N_p = 61$ products, $N = 13847$ ==> UN COMTRADE)



Sensitivity to petroleum price (2008)

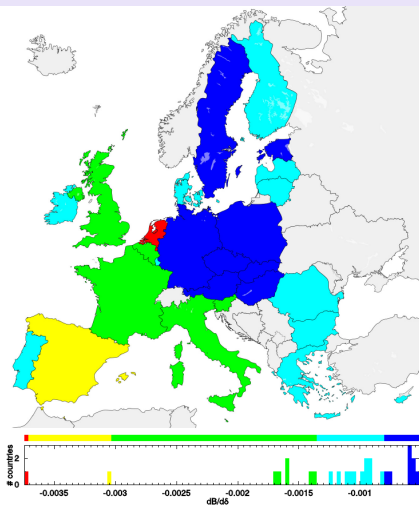
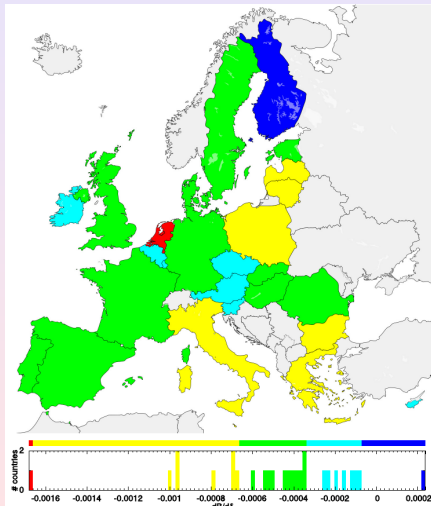
$$B_c = (P_c^* - P_c)/(P_c^* + P_c), \text{ color } \Rightarrow dB_c/d\delta_{\text{petroleum}}$$



G-reduced for EU sensitivity to RU-US petroleum

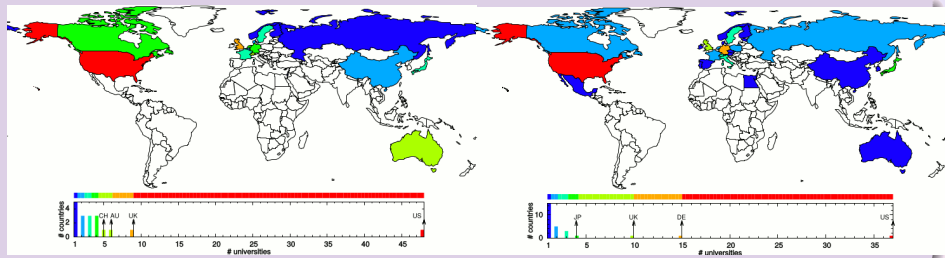
$B_c = (P_c^* - P_c)/(P_c^* + P_c)$, color $\Rightarrow dB_c/d\delta_{\text{petroleum}}$ in 2016

RU/USA -left/right, 27 EU countries of 2008 (Coquide, Lages, DS in progress)



Shanghai vs. Wikipedia World University Ranking

Top 100 (Shanghai ARWU2017 - left, wiki WRWU2017 - right), about 20 millions wiki-articles of 24 language editions



ARWU2017: 1.Harvard, 2.Stanford, 3.Cambridge, 4.MIT, 5.Berkeley
(...74.Rice; USA: 37)

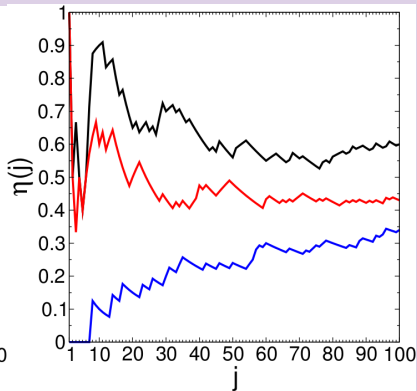
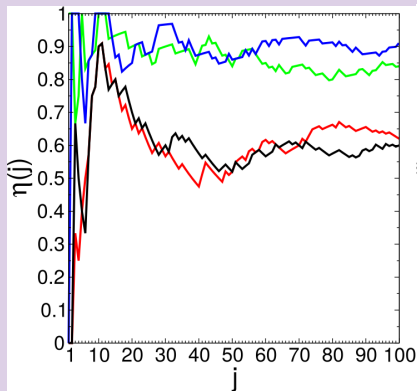
WRWU2017: 1.Oxford, 2.Cambridge, 3.Harvard, 4.Columbia, 5.Yale
(...357.Rice; USA: 56)

60percent overlap for top 100

Coquide, Lages, DS (arxiv 2018)

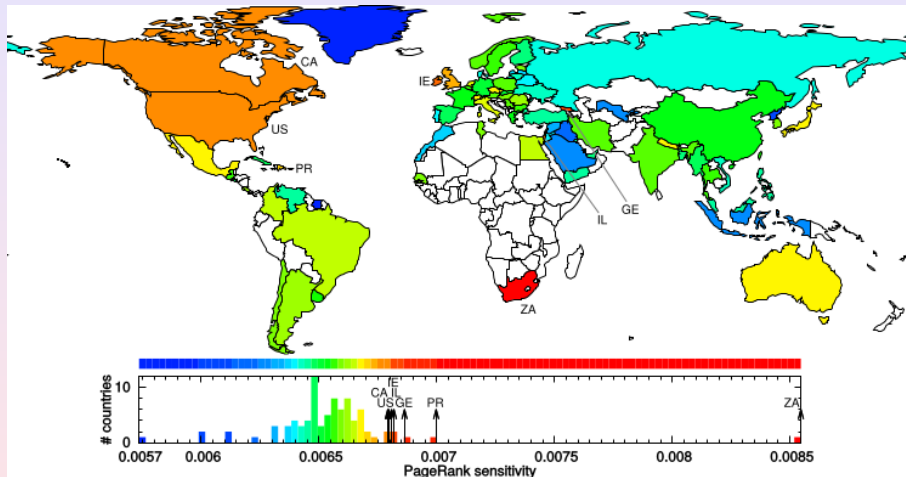
Overlap ARWU, WRWU, EnWiki, FrWiki, DeWiki

Left: overlap ARWU2017 with WRWU2017 (black), ARWU2013 with WRWU2013 (red); ARWU2103 with ARWU2017 (green), WRWU2013 with WRWU2017 (blue); **Right:** ARWU2017 with EnWiki2017 (black), FrWiki2017 (red), DeWiki2017 (blue)



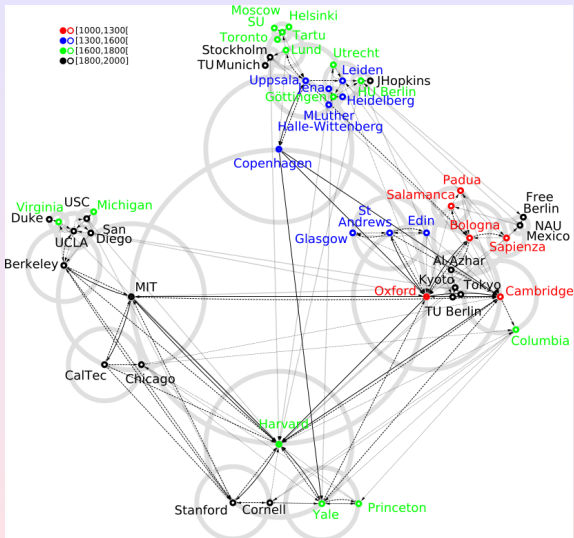
Different cultural views on university ranking
Coquide, Lages, DS (arxiv 2018)

World influence of Harvard University/EnWiki2017



Coquide, Lages, DS (arxiv 2018)

Reduced network of U-friends over centuries

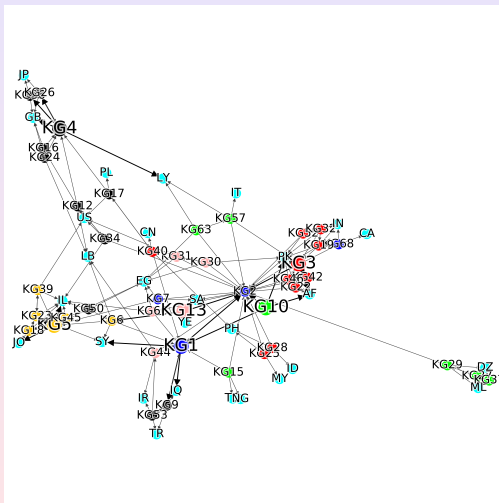


Century reduced friendship network constructed for universities of PageRank top 100 list of WRWU computed from $\vec{G}_{IT} + \vec{G}_{qmd}$ averaged over 24

Wikipedia editions. [Coquide](#), [Lages](#), [DS \(arxiv 2018\)](#)

Analysis of world terror networks (ENWiki2017)

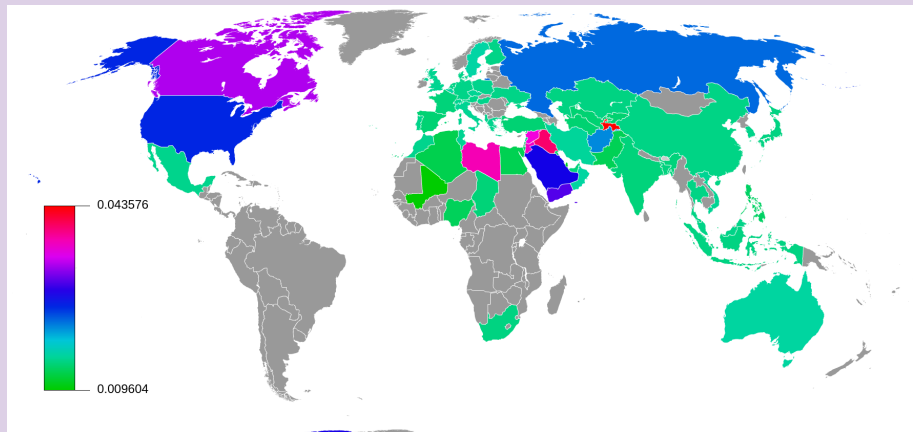
reduced Google matrix for 64 world countries and 95 terrorist groups (from ENWiki2017 with 5.4 millions articles)



Friendship network structure from $G_{qr} + G_{rr}$ with the top terrorist groups (marked by their respective colors) and countries (marked by cyan color); it is shown with 2 friends for top terrorist groups of each category and top friend 2 countries for each group. [El Zant, Frahm, Jaffres-Runser, DS \(EPJB 2018\)](#)

Analysis of world terror networks (ENWiki2017)

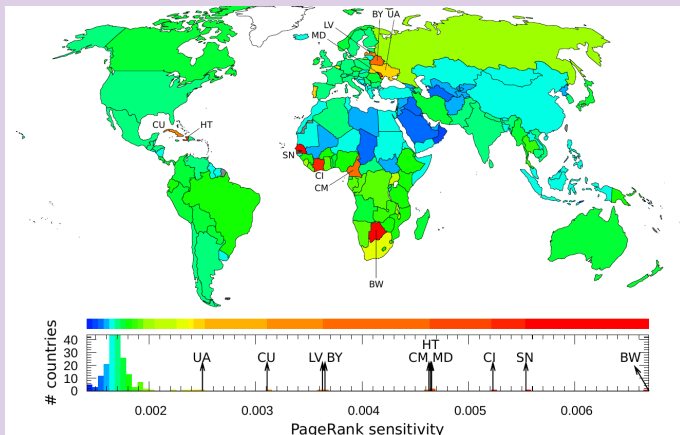
reduced Google matrix for 64 world countries and 95 terrorist groups (from ENWiki2017 with 5.4 millions articles)



PageRang sensitivity D to weight link variation ISIS - country ($dP_c/(P_c d\delta)$)
El Zant, Frahm, Jaffres-Runser, DS (EPJB 2018)

HIV(AIDS) influence of world countries (ENWiki2017)

reduced Google matrix for 195 world countries and 230 infectious diseases
(from ENWiki2017 with 5.4 millions articles)

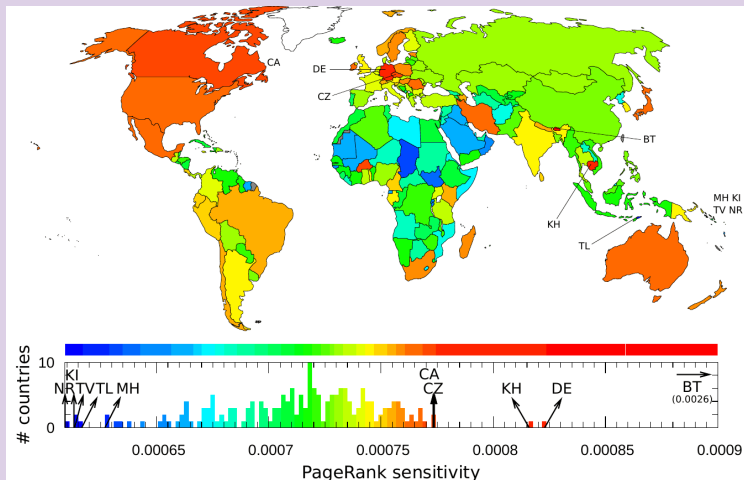


PageRang sensitivity D to weight link variation HIV-country ($dP_c/(P_c d\delta)$)

Rollin, Lages, DS (bioRxiv 2018)


World impact of lung cancer (ENWiki2017)

reduced Google matrix for 195 world countries, 37 cancers and 203 drugs
(from ENWiki2017 with 5.4 millions articles)



PageRank sensitivity D to weight link variation lung cancer to country
($dP_c / (P_c d\delta)$) (Rollin, Lages, DS (in progress 2018))

Further applications of Markov chains and Google matrix for Airbus? Artificial intelligence at Toulouse?



Google matrix: fundamentals, applications and beyond,
IHES workshop 15-18 Oct 2018 (see www.ihes.fr)