

12




ИНСТИТУТ ЯДЕРНОЙ ФИЗИКИ
им. Г.И. Будкера СО РАН

B.V. Chirikov and D.L. Shepelyansky

SHNIRELMAN PEAK IN THE LEVEL SPACING
STATISTICS

ИЯФ 94-26



НОВОСИБИРСК

SHNIRELMAN PEAK IN THE LEVEL SPACING STATISTICS

B.V. Chirikov; D.L. Shepelyansky

Laboratoire de Physique Quantique, Université Paul Sabatier,
118, route de Narbonne, 31062 Toulouse, France

and

Budker Institute of Nuclear Physics,
630090 Novosibirsk, Russia

Abstract

The first results on the statistical properties of the quantum quasidegeneracy are presented. A physical interpretation of the Shnirelman theorem predicted the bulk quasidegeneracy is given. The conditions for the strong impact of the degeneracy on the quantum level statistics are formulated which allows to extend the application of the Shnirelman theorem onto a broad class of quantum systems.

The energy level statistics is one of the most important and well studied characteristics of quantum systems. Particularly, it is commonly assumed by now [1] that in the limit of classically completely integrable systems the distribution of nearest-neighbor level spacings is Poissonian (independent levels)[2]. In the opposite limit of classically chaotic systems this distribution is characterized by level repulsion and, for ergodic eigenfunctions, is generally given by the Wigner-Dyson law [3]. In the intermediate nearly integrable (KAM) region various expressions were suggested to describe a smooth transition between the above statistics [4, 5]. Such behaviour was well confirmed by many numerical experiments with various dynamical models (see, e.g., [6] and references therein).

However, this picture seems to be in a sharp contradiction with an old theorem due to Shnirelman [7]. This theorem states that for a classically nearly integrable system at least each second level spacing in the corresponding quantum system becomes exponentially small in the quasiclassical domain. This would imply a big narrow peak in the distribution of nearest-neighbor level spacings (level clustering) as conjectured in [11]. This result is especially surprising as no special symmetry was assumed in a particular model considered by Shnirelman (geodesic flow on a two-dimensional torus). However, the time reversal symmetry holds in such a model. To the best of our knowledge no physical interpretation of this theorem has been given as yet.

In this Letter we present the first numerical results on this new phenomenon which allows us to give a plausible interpretation of the theorem and to extend its implications onto a broad class of quantum systems. Our interpretation is based on the conception of quasiclassical degeneracy de-

stroyed by tunneling. Similar phenomena in presence of spatial symmetry were studied in many papers (see, e.g., [8]) but the effect of time reversibility on the level statistics was not considered to our knowledge. In some sense the degeneracy between the states connected by time reversal symmetry is destroyed by *tunneling between the future and the past*.

As a simple model we use the kicked rotator on a torus [9] described by the following unitary matrix:

$$U_{nm} = \frac{1}{N} \exp \left(-i \frac{T}{4} ((n + \alpha)^2 + (m + \alpha)^2) \right) \times \sum_{j=-N_1}^{N_1} \exp [-iV(\theta_j) - i(n - m)\theta_j] \quad (1)$$

Here $V(\theta_j) = k(\cos \theta_j - \gamma \sin 2\theta_j)$, k is the perturbation strength of the kick, T is the period of the perturbation, $N = 2N_1 + 1$ is the total number of states and $\theta_j = 2\pi j/N$ ($\hbar = 1$).

The quasiclassical region we are interested in corresponds to big quantum parameters k and N and small quantum parameter T . The classical parameter $K = kT$ determines the type of classical motion, $K \ll 1$ corresponding to nearly integrable motion while $K \gg 1$ describing chaotic motion. The second classical parameter, integer $r = TN/2\pi$ determines the number of primary classical resonances on a torus. The parameter α has the meaning of magnetic field violating the time reversal symmetry. Another parameter γ controls the spatial symmetry which is completely destroyed for $\gamma \sim 1$ [10]. Usually we consider the cases with $\alpha = 0$ and $\gamma = 1/2$ when only time reversal symmetry remains. To analyze the properties of the level spacing statistics $p(s)$ we diagonalized the matrix U_{nm} for different values of parameter k from a fixed interval, so that the total spacing statistics was always equal to 10000. The normalized level spacing s was defined as a difference between nearest quasienergies divided by the average spacing for all levels $2\pi/N$.

Our results for the level spacing statistics in the classical KAM region are presented in Figs. 1 and 2. A huge peak in the first bin of the histogram (Fig.1) clearly demonstrates the existence of global quasidegeneracy in a qualitative accordance with the Shnirelman theorem [7]. We emphasize that such a peak appears only when one considers *all* the level spacings without fixing any symmetry of eigenfunctions, including time reversal one, as was proposed in [11]. The separation of levels by symmetry is the usual practice in the studies of level statistics which was apparently the main cause of missing this peak in previous numerical studies. It is important to distinguish two qualitatively different situations. If there is exact level degeneracy

due to some continuous symmetry then such a peak has a trivial shape of delta function. However, as is well known an exact discrete symmetry does not imply generally the exact degeneracy but only a quasidegeneracy. In this case the peak has a finite width and contains important information about the structure of the quantum system.

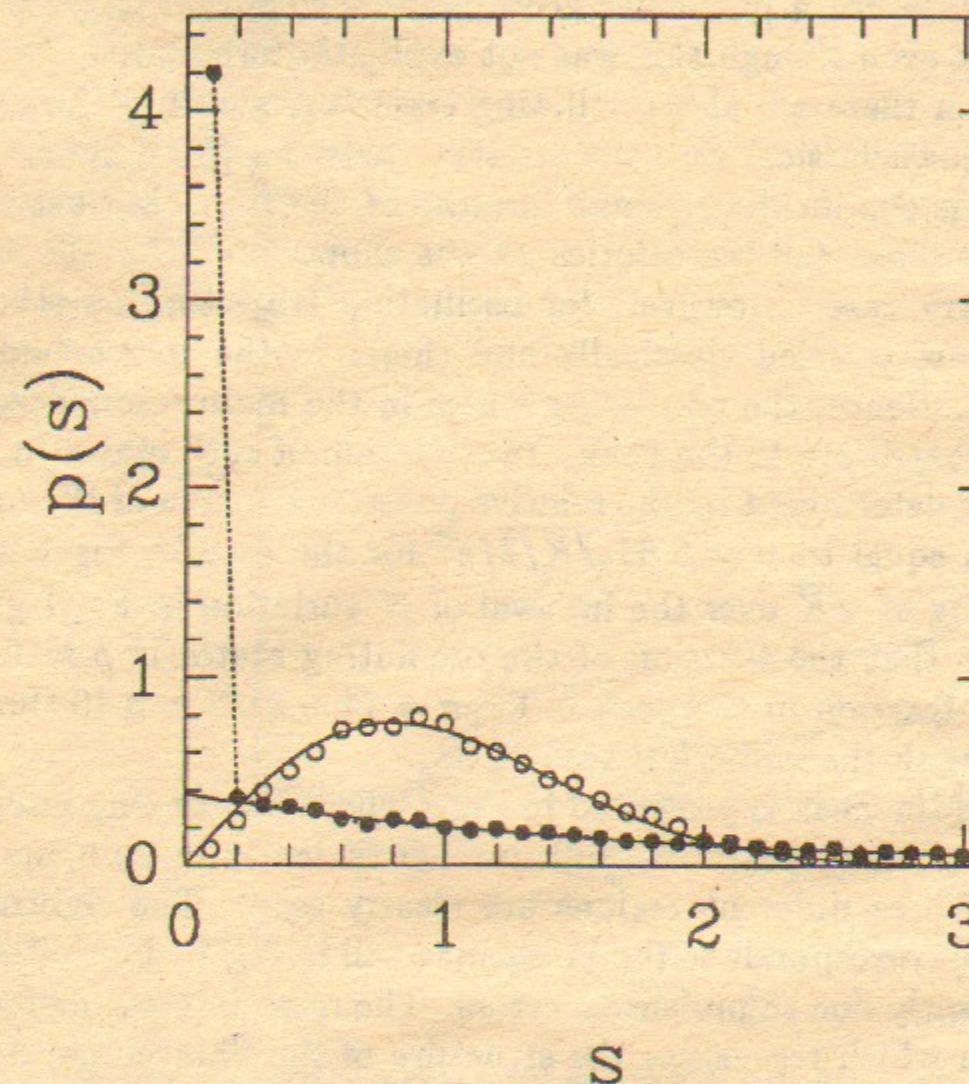


Fig. 1. Level spacing distribution $p(s)$ in model (1) with $\alpha = 0$ and $\gamma = 1/2$: points, connected by dashed line, are for $k = 6 - 10$, $T = 4\pi/N \approx 0.025$, $r = 2$, $N=501$, solid line gives Poisson distribution with 62% fraction of all spacings; circles are for $k = 25 - 30$, $T = 40\pi/N$, $N = 501$, $D/N \approx 1.5$, full line shows Wigner distribution. Total spacing statistics is 10000.

The distribution out of the peak can be fitted by a renormalized Poisson distribution $p(s) = \sigma^2 \exp(-\sigma s)$. The quantity $1 - \sigma$ has the meaning of the fraction of degenerate levels which form the Shnirelman peak while σ gives the fraction of the states in the Poissonian tail. For the case in Fig.1 $\sigma \approx 0.62$, so that the total fraction of levels in the peak is approximately 0.38. This

leads to the increase of the average level spacing in $1/\sigma$ times, hence, σ in the exponent.

A visible difference of the total probability in the peak from 50% predicted by the Shnirelman theorem can be understood on the following grounds. The origin of this difference, as far as we understand it, is due to the fact that the theorem was proved for a particular geodesic flow where all trajectories are actually rotating even though this was not explicitly formulated. In our model (1) in addition there are also oscillating trajectories within the main resonance. In the quasiclassical case the splitting between the different directions of rotation is exponentially small because of the tunneling between these two classically separated trajectories as was shown in [8] for the time and spatial symmetry case. However, for oscillating trajectories both directions of motion are coupled classically and therefore the corresponding level splitting is big. Hence, the oscillating states in the main resonances at $n = 0, N/2$ do not contribute to the peak. The fraction of such states in the quasiclassical case is determined by the relative phase space area of the main resonances which is equal to $\rho = 6.64\sqrt{K/2}/\pi^2$ for the case in Fig.1 with $r = 2$. The averaging of \sqrt{K} over the interval of K variation in Fig.1 gives $\langle \sqrt{K} \rangle \approx 0.45$, so that the fraction of the oscillating states is $\rho \approx 0.21$. Then, the expected fraction in the peak is $1 - \sigma = (1 - \rho)/2 \approx 0.40$ that is in good agreement with the numerical value 0.38.

The resolution of the peak is presented in Fig.2 where the spacing integral probability $P(s)$ is normalized to the full number of levels in each matrix ($I(s) = NP(s)$). Three different regions are clearly seen. The rightmost steep increase of $I(s)$ corresponds to the Poissonian tail in Fig.1. The leftmost steep drop is apparently due to numerical errors. The most interesting for us is the middle region which represents the structure of the Shnirelman peak. Approximately, the dependence of I on $\ln s$ is linear here which corresponds to the exponential splitting of the levels [11]:

$$s \approx A \exp\left(-\frac{2n}{l_{sp}}\right) \quad (2)$$

where $2n$ is the distance in momentum between the two states $-n, +n$ related by the time reversal. This is a usual rough estimate for the tunneling (see also below). The maximal distance on the torus is $2n = N/2$ that determines the minimal value of s . The splitting is characterized by the parameter l_{sp} which in this case has the meaning of tunneling length, and A is some constant. With such a definition of l_{sp} the slope is $dI/d\ln s \approx l_{sp}$ since the integral probability $P \approx 1/2 - 2n/N$. As is seen from Fig.2 the slope for

the fixed classical structure ($K = \text{const}, r = 2$) is approximately independent on quantum parameters N, k, T . The tunneling length is measured in the number of quantum states and is equal to $l_{sp} \approx 1.8$.

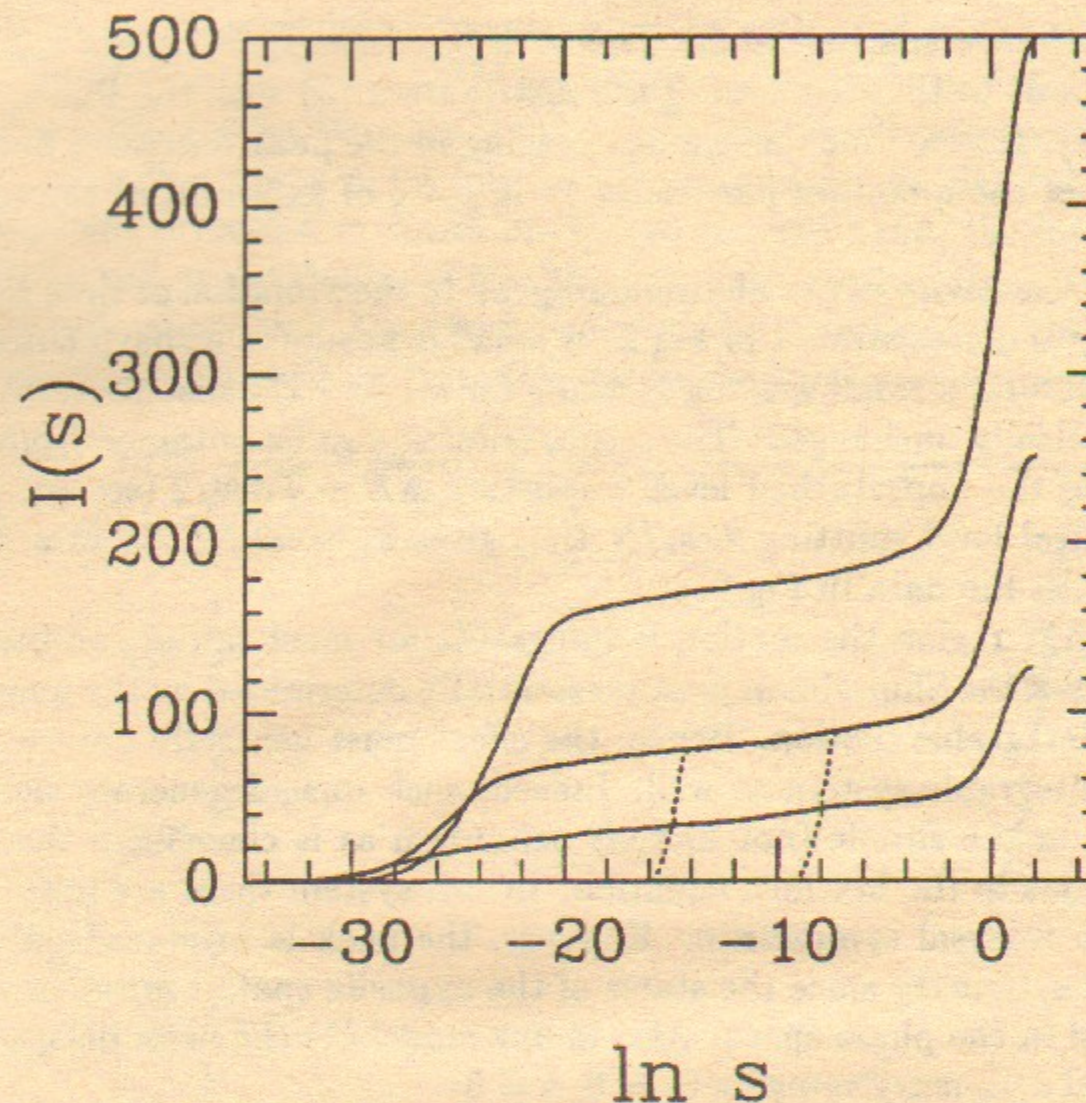


Fig. 2. Normalized integral level spacing distribution $I(s) = NP(s)$: full lines are for $\alpha = 0$; $N = 501, k = 6 - 10$; $N = 251, k = 3 - 5$; $N = 127, k = 1.5 - 2.5$; dashed lines are for $\alpha = 1.41 \cdot 10^{-9}$ (left) and $1.41 \cdot 10^{-6}$ (right), $N=251$. In all cases $r = 2$.

Parameter l_{sp} can be roughly estimated from the splitting ΔE as a single-kick effect due to the coupling matrix element $U_{n,-n} \sim J_n(k/2)$. This gives $l_{sp} \approx 2/\ln(16\pi n/eKN)$. Notice that l_{sp} slowly depends on classical parameters only, including n/N . For the parameters in Fig.2 and $n/N = 1/8$ we obtain $l_{sp} \approx 0.8$ which gives a correct order of magnitude. The dependence l_{sp} on $n \sim \ln s$ (2) implies very slow variation $l_{sp}(s)$ as $\ln \ln s$.

The differential distribution of level spacings is given by

$$p(s) \approx \frac{l_{sp}}{Ns} \quad (3)$$

whence the average spacing in the peak $\langle s \rangle = l_{sp} s_{max}/N$ where $s_{max} \sim 1/N$ corresponds to the crossover of the distribution (3) with the Poissonian one ($p(s) \approx 1$). Notice that the average spacing in the peak decreases only as a power law of the quantum parameter N in spite of exponential tunneling (2).

The high sensitivity of the Shnirelman peak to the violation of time reversal symmetry is demonstrated in Fig.2. A small α produces a sharp cutoff of the distribution on a small spacing s_c while for larger s the distribution $I(s)$ remains practically unchanged. The estimate for s_c can be obtained from the comparison of the unperturbed level splitting $\Delta E \sim T\alpha N/2$ (see eq. (1)) with the critical level splitting $2\pi s_c/N$ that gives $s_c \sim \alpha TN^2/4\pi$ in a good agreement with the data in Fig.2.

In the KAM region the motion is integrable for most initial conditions. This means that the Shnirelman peak is essentially determined by the quasidegeneracy of integrable motion. Hence, the effect must generally persist in a completely integrable system as well. Indeed, such quasidegeneracy occurs, for example, in the simple (not kicked) pendulum as is clear from the well known solutions to the Mathieu equation. In this system there are both spatial and time reversal symmetries. However, the peak is produced only by time reversal symmetry since the states of the opposite spatial symmetry are not separated in the phase space. Also in our model (1) the peak disappears if only spatial symmetry remains ($\gamma = 0, \alpha \neq 0$).

Much more interesting is the opposite limit of classically chaotic motion. In this case the quasidegeneracy depends on the structure of eigenfunctions. If they are ergodic like in the classical limit [12] then the states with the opposite angular momentum ($-n, +n$) are directly related by the diffusion and hence the splitting is comparable with the average level spacing. This case is demonstrated in Fig.1 (open circles). The peak is absent in spite of the time reversal symmetry. However, if the quantum eigenstates are strongly localized (the localization length $l \ll N$) the exponential degeneracy reappears [13] (see also [11] and references therein). An example of level statistics in this case is given in Fig. 3. Again, the dependence of I on $\ln s$ is approximately linear in the region of the peak but the splitting parameter l_{sp} is now much bigger and is related to the localization length ($l_{sp} \sim l$). The latter is determined by the classical diffusion rate $D \sim l$ [14]. In our model

for $\gamma = 1/2$ the diffusion rate $D \approx k^2$ so that according to the data in Fig.3 the ratio $l_{sp}/D \approx 1.8$.

Our results allow to formulate more general conditions for the appearance of the Shnirelman peak in the level spacing distribution. First, the quantum system must have a discrete symmetry. Second (a new condition), the states with opposite symmetry must be separated in the phase space either classically (as in the KAM region in our example in Fig.2) or quantum mechanically (as for strongly localized chaotic eigenfunctions in Fig.3). The second condition was not explicitly formulated in the Shnirelman theorem [7] but was discussed in detail in [8]. On the one hand, the latter condition restricts the applicability of the Shnirelman theorem. On the other hand, our results show that the effect itself can be extended on both completely integrable and chaotic systems (the latter case was also conjectured in [11]).

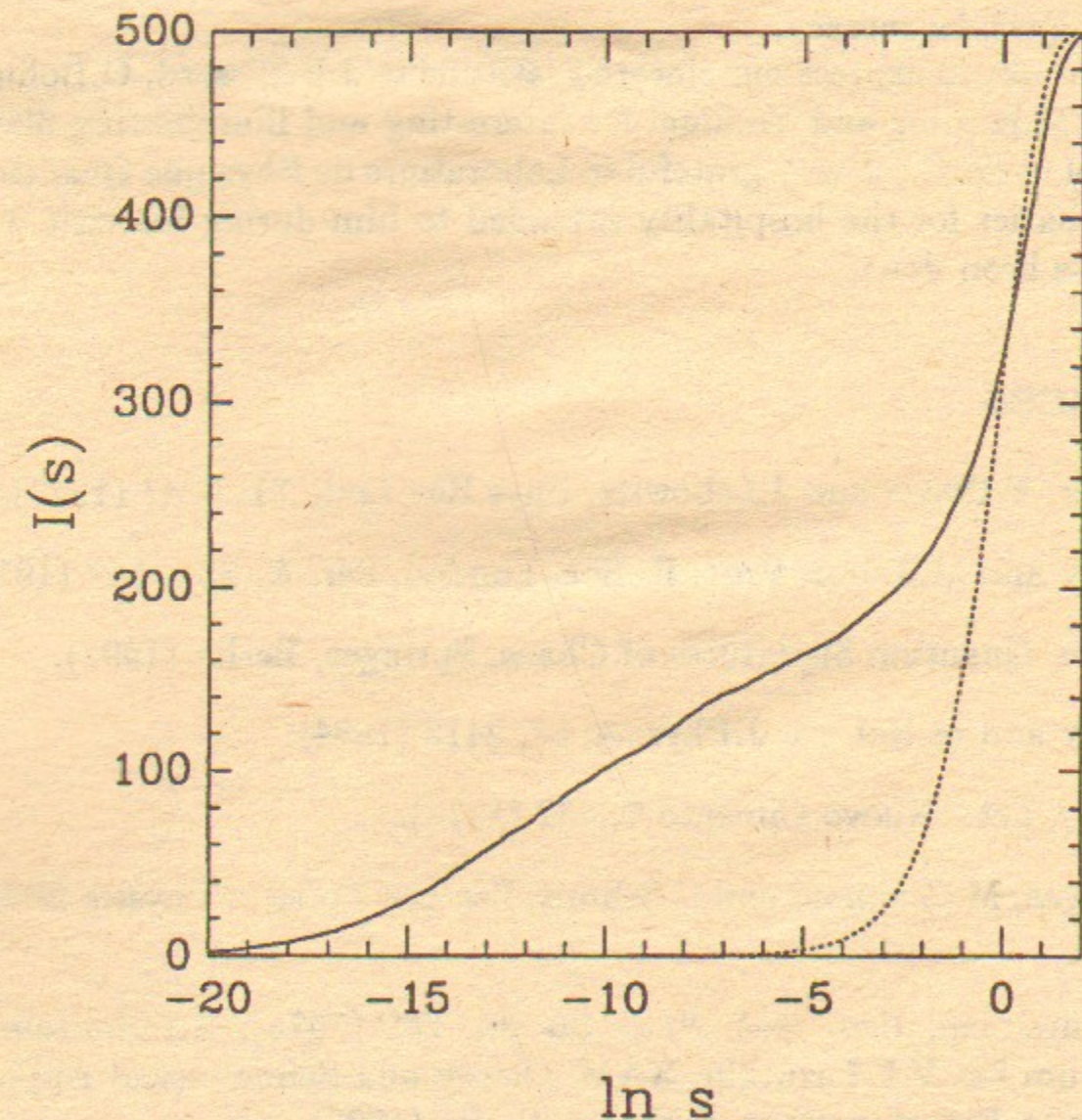


Fig. 3. Integral level spacing distribution for $N = 501, k = 2.5 - 3, T = 320\pi/N, D/N \approx 0.015$ (full line); Poisson distribution is shown by dashed line.

In usual random matrix models the Shnirelman peak is absent in spite of the time reversal symmetry of the corresponding Hamiltonian. This can be understood in the following way. For full matrices the second condition is violated due to ergodicity of the eigenfunctions. For band matrices with localization the time symmetry is usually fixed. To recover the effect in the latter case one needs to introduce explicitly the symmetry by the condition $H_{n,m} = H_{-m,-n}$ in addition to usual condition $H_{n,m} = H_{m,n}$. An interesting related example is the Anderson localization in a random but spatially symmetric potential: $V(x) = V(-x)$. On the other hand, the time reversal symmetry in this example does not help due to violation of the second condition: the states with opposite momenta are strongly coupled by the backscattering in a random potential.

An interesting direction of further studies of the Shnirelman effect is related to many-dimensional systems where we would expect a much more rich structure of quasidegeneracy.

We would like to express our sincere gratitude to J.Bellissard, O.Bohigas, G.Casati, F.M.Izrailev and Ya.Sinai for interesting and illuminating discussions. One of us (B.C.) is very grateful to Laboratoire de Physique Quantique, Univ. P. Sabatier for the hospitality extended to him during his visit when this work has been done.

References

- [1] P.Bleher, F.Dyson and J.Lebowitz, Phys.Rev.Lett. **71**, 3047 (1993).
- [2] M.Berry and M.Tabor, Proc. R. Soc. London, Ser. A, **356**, 357 (1977).
- [3] F.Haake, Quantum Signatures of Chaos, Springer, Berlin (1991).
- [4] M.Berry and M.Robnik, J.Phys. A **17**, 2413 (1984).
- [5] T.Brody, Lett. Nuovo Cimento **7**, 482 (1973).
- [6] O.Bohigas, M.Giannoni and C.Schmit, Lecture Notes in Physics **263**, 18 (1986).
- [7] A.I.Shnirelman, Usp. Mat. Nauk **30** #4, 265 (1975); A.I.Shnirelman, addendum in: V.F.Lazutkin, KAM Theory and Semiclassical Approximations to Eigenfunctions, Springer, Berlin (1993).
- [8] O.Bohigas, S.Tomsovic and D.Ullmo, Phys.Reports **223**, 43 (1993).

- [9] F.M.Izrailev, Phys.Reports **196**, 299 (1990).
- [10] R.Blümel and U.Smilansky, Phys. Rev. Lett. **69**, 217 (1992).
- [11] G.Casati and B.V.Chirikov, Proc. Int. Conf. "The Grand Finale", Como (1993).
- [12] A.I.Shnirelman, Usp. Mat. Nauk **29** #6, 181 (1974).
- [13] F.M.Izrailev, private communication (1993).
- [14] B.V.Chirikov, F.M.Izrailev and D.L.Shepelyansky, Physica D **33**, 77 (1988).