

Chaotic enhancement in microwave ionization of Rydberg atoms

 G. Benenti^{1,2,3,a}, G. Casati^{1,2,3}, and D.L. Shepelyansky^{4,b}
¹ International Centre for the Study of Dynamical Systems, Università di Milano, Sede di Como, via Lucini 3, 22100 Como, Italy

² Istituto Nazionale di Fisica della Materia, Unità di Milano, via Celoria 16, 20133 Milano, Italy

³ INFN, Sezione di Milano, via Celoria 16, 20133 Milano, Italy

⁴ Laboratoire de Physique Quantique^c, Université Paul Sabatier, 31062 Toulouse, France

Received: 20 May 1998 / Revised: 30 October 1998 / Accepted: 17 November 1998

Abstract. The microwave ionization of internally chaotic Rydberg atoms is studied analytically and numerically. The internal chaos is induced by magnetic or static electric fields. This leads to a chaotic enhancement of microwave excitation. The dynamical localization theory gives a detailed description of the excitation process even in a regime where up to few thousands photons are required to ionize one atom. Possible laboratory experiments are also discussed.

PACS. 32.80.Rm Multiphoton ionization and excitation to highly excited states (e.g., Rydberg states) – 05.45.+b Theory and models of chaotic systems – 72.15.Rn Quantum localization

1 Introduction

The pioneering experiment of Bayfield and Koch performed in 1974 [1] attracted a great interest to ionization of highly excited hydrogen and Rydberg atoms in a microwave field [2–8]. The main reason of this interest is due to the fact that such ionization requires the absorption of a large number of photons (about 20–70) and can be explained only as a result of the appearance of dynamical chaos and diffusive energy excitation in the corresponding classical system. Indeed the critical border ϵ_c for the microwave field intensity above which classical chaotic motion takes place is given by [2]:

$$\epsilon_0 > \epsilon_c \approx \frac{1}{49\omega_0^{1/3}}. \quad (1)$$

Here, ϵ and ω are the microwave field strength and frequency, $\epsilon_0 = \epsilon n_0^4$ and $\omega_0 = \omega n_0^3$ are the rescaled values, and $E_0 = -1/2n_0^2$ is the initial unperturbed energy of the atom (see rescaling details below; atomic units are used). It is also assumed that $\omega_0 \geq 1$ and that the initial orbital momentum $l < (3/\omega)^{1/3}$. For $\epsilon_0 < \epsilon_c$ the electron energy

E only performs small oscillations around its initial value and therefore ionization is impossible in the classical system. Above the chaos border instead, the electron's energy increases in a diffusive way with a diffusion rate per unit time given by [2]:

$$D_E = \frac{(\Delta E)^2}{\Delta t} \approx 0.5 \frac{\epsilon^2}{\omega^{4/3} n_0^3}. \quad (2)$$

This diffusion leads to electron's ionization after a typical diffusive time scale $t_D \sim E_0^2/D_E$, with $E_0 = -1/2n_0^2$ being the initial energy. Such classical diffusive ionization requires many microwave periods ($t_D\omega/2\pi \gg 1$) and quantum interference effects can suppress this diffusion leading to quantum localization of chaos [3,5]. Such dynamical localization of chaos leads to a quantum probability distribution f_N exponentially localized in the number of absorbed photons $N_\phi = (E - E_0)/\omega$, namely $f_N \propto \exp(-2|N_\phi|/\ell_{\phi,\omega})$. For the general case of monochromatic field excitation in a complex spectrum the localization length $\ell_{\phi,\omega}$, measured in the number of photons, can be determined *via* the one-photon transition rate $\Gamma \sim D_E/\omega^2$ and the density of coupled states ρ_c [9]:

$$\ell_{\phi,\omega} = 2\pi\Gamma\rho_c = 3.33 \frac{\epsilon^2}{\omega^{10/3}}. \quad (3)$$

The last equality in the above equation corresponds to the hydrogen case, where $\rho_c = n_0^3$ due to Coulomb degeneracy (which, as is known, is responsible for the appearance of an additional integral on motion [5]). Quite obviously,

^a Present address: CEA, Service de Physique de l'État Condensé, Centre d'Études de Saclay, 91191 Gif-sur-Yvette, France.

^b e-mail: dima@IRSAMC2.ups-tlse.fr

Also: Budker Institute of Nuclear Physics, 630090 Novosibirsk, Russia.

^c UMR C5626 du CNRS

in case of strong localization, namely when the localization length is less than the number of photons required for ionization, $N_I = |E_0|/\omega = n_0/2\omega_0$, the quantum ionization is exponentially small and therefore negligible compared to its classical value. In the opposite case $\ell_{\phi\omega} > N_I$, namely above the quantum delocalization border ϵ_{q0}

$$\epsilon_0 > \epsilon_{q0} = \frac{\omega_0^{7/6}}{\sqrt{6.6n_0}}, \quad (4)$$

quantum ionization takes place in close to the classical case [5]. We note that the above dynamical localization represents a deterministic analog of the Anderson localization in disordered quasi-one-dimensional chains [10]. In our case the site index corresponds to the photon number N_ϕ , while N_I plays the role of the effective sample size.

The above theoretical results have been checked by different groups [4, 6, 7] and more recently reconfirmed in numerical simulations with newly developed algorithms [11, 12]. These groups also studied other relevant aspects of the excitation and ionization mechanism for hydrogen atoms in a microwave field. The predictions of dynamical localization have been also supported by laboratory experiments [13–15]. However, in the mesoscopic solid-state language, the effective “sample size” available in these experiments, corresponding to $N_I \approx 20$ was too short to test with sufficient accuracy the theoretical predictions. In fact in this situation one observes significant mesoscopic fluctuations in the ionization border which have been discussed in detail in [6, 8]. While the main structure of these mesoscopic fluctuations can be described by the quantum Kepler map [16] it is still highly desirable to have much longer “samples” with $N_I \geq 100$ to study experimentally the dynamical localization of chaos in more detail. We note that recently the dynamical localization has been also observed in experiments with ultracold sodium atoms interacting with a standing wave of laser light pulsed on periodically in time [17]. The atoms diffuse in momentum until the quantum interference effects lead to exponentially localized distributions. However, in these experiments the nonzero pulse width limits the diffusion to a band in momentum and therefore the range of parameters over which quantum localization has been observed is still quite narrow.

In order to have larger N_I values, one has, either to increase n_0 or to take $\omega_0 \ll 1$. However, the first possibility is restricted by experimental conditions where one prefers to have $n_0 < 100$. The second choice leads to a regime close to the static field ionization in which no classical chaos exists; in any case, localization of classically chaotic motion does not take place for $\omega_0 \ll 1$. Indeed, for small ω_0 the quantum delocalization border (4) drops below the classical chaotic border (1), that is the latter alone determines the ionization threshold, above which the quantum process of ionization is close to the classical one. In order to actually have large N_I values, it is necessary to take a different approach and work with atoms which are classi-

cally chaotic already in the absence of the microwave field. There are two main possibilities to have chaotic Rydberg atoms. One way is to put hydrogen or Rydberg atoms in a magnetic field. In this case, the classical dynamics becomes chaotic when the Larmor frequency is comparable with the unperturbed Kepler frequency [18–20]. Another possibility is to use Rydberg atoms with quantum defects in a static electric field. Recent investigations have shown that for a sufficiently strong static field the level spacing statistics is similar to the case of random matrix theory (RMT) [21]. From the experimental viewpoint the case with a static electric field is simpler to deal with and in fact can be studied in laboratory experiments similar to [22–24]. For such atoms the chaos border for the microwave field drops to zero and therefore even at very small microwave field one can expect to see diffusive excitation in energy. As a consequence, such a diffusion can take place, for field strengths much smaller than the static field ionization threshold, at much lower frequencies with $1/n_0 \ll \omega_0 \ll 1$, and this fact allows to increase the values of N_I up to few thousands.

The investigation of the interaction of chaotic Rydberg atoms with a microwave radiation is also interesting from another viewpoint. Indeed, it is known that a chaotic structure of eigenstates leads to a strong enhancement of the interaction. In nuclear physics, as was shown by Sushkov and Flambaum [25], this effect leads to an enhancement of weak interaction and parity violation by a factor of thousand or more. Also in the problem of Anderson localization in disordered solid-state systems it has been found that a short range repulsive/attractive interaction between two particles can strongly enhance their propagation [26]. All this indicates that a chaotic structure of Rydberg atoms can strongly increase their interaction with radiation. This should lead to a significant decrease of the quantum delocalization border as compared to the standard case of internally non-chaotic atoms studied in [3, 5]. In fact, the experiments by Gallagher *et al.* [22, 23] indicated a lower ionization border than for the hydrogen case [8]. The physical mechanism of such ionization, proposed by Gallagher *et al.* [22, 23], is based on a picture of successive Landau-Zener crossings in a slowly oscillating microwave field. However, the question how such transitions can proceed to high levels was never studied in detail. Moreover, for $\omega > 1/n^4$ one enters in a multiphoton regime which was not discussed in [22, 23].

Due to the above reasons, the investigation of chaotic enhancement of microwave ionization of Rydberg atoms allows to address a new physical regime in which thousands of photons are required to ionize one atom. Our theoretical and numerical results indeed clearly demonstrate the existence of such enhancement and provide a clear physical picture of the ionization process. In Section 2 we discuss the case of atoms in parallel magnetic and microwave fields, while the case of Rydberg atoms in static and microwave fields is analyzed in Section 3. The main results are discussed in Section 4. Some results have been presented in [27–29].

2 The hydrogen atom in magnetic and microwave fields

The Hamiltonian of a hydrogen atom in parallel microwave and uniform magnetic fields writes

$$H = \frac{p_\rho^2}{2} + \frac{p_z^2}{2} + \frac{L_z^2}{2\rho^2} - \frac{1}{\sqrt{\rho^2 + z^2}} + \frac{\omega_L L_z}{2} + \frac{\omega_L^2}{8}\rho^2 + \epsilon z \sin(\omega t), \quad (5)$$

where z is the direction of the fields, $\rho = (x^2 + y^2)^{1/2}$, $\omega_L = B/c = B(T)/B_0$ is the cyclotron frequency, $B_0 = 2.35 \times 10^5$ T, ϵ and ω are the microwave strength and frequency respectively (atomic units are used). Due to the cylindrical symmetry, the z component of the angular momentum L_z is a constant of the motion and here we consider $L_z = 0$. We checked that our results are not sensitive to the choice of the microwave phase at $t = 0$.

The above Hamiltonian, expressed as a function of Cartesian coordinates $\{x_i\}$, their conjugate momenta $\{p_i\}$, the time t and the parameters L_z , ω_L , ϵ , ω has the property

$$\begin{aligned} \tilde{H} &= H(\{\lambda x_i\}, \{\lambda^{-1/2} p_i\}, \lambda^{3/2} t, \\ &\quad \lambda^{1/2} L_z, \lambda^{-3/2} \omega_L, \lambda^{-2} \epsilon, \lambda^{-3/2} \omega) \\ &= \lambda^{-1} H(\{x_i\}, \{p_i\}, t, L_z, \omega_L, \epsilon, \omega). \end{aligned} \quad (6)$$

If we choose $\lambda = 1/n_0^2$, with $E_0 = -1/2n_0^2$ the initial energy, the classical dynamics depends on n_0 only *via* the scaled variables [5, 18–20, 30]

$$L_z/n_0, \quad \omega_L n_0^3, \quad \epsilon_0 = \epsilon n_0^4, \quad \omega_0 = \omega n_0^3. \quad (7)$$

The coordinates and momenta scale as $\tilde{x}_i = x_i/n_0^2$, $\tilde{p}_i = p_i/n_0$ and the rescaled time $\tilde{t} = t/n_0^3$, up to a factor of $1/2\pi$, counts the number of Kepler periods in the electron motion in the absence of external fields ($\omega_L = \epsilon = 0$).

In order to study the dynamics of the time-dependent Hamiltonian (5), it is possible to introduce an extended phase space in which the Hamiltonian becomes conservative with respect to a fictitious time η . The new Hamiltonian writes $K = \tilde{H} + \omega_0 \tilde{N}$, with $\phi = \omega_0 \tilde{t} = \omega t$ and \tilde{N} as new classical conjugate variables. The equations of motion for ϕ and \tilde{N} are given by

$$\frac{d\phi}{d\eta} = \frac{\partial K}{\partial \tilde{N}} = \omega_0, \quad \frac{d\tilde{N}}{d\eta} = -\frac{\partial K}{\partial \phi} = -\frac{\partial \tilde{H}}{\partial \phi}. \quad (8)$$

Notice that η is equal to the scaled time \tilde{t} up to an additive constant, and therefore the ordinary Hamilton's equations follow for the other canonical variables. Since K is a constant of motion, in the quantum case the change of \tilde{N} would give, apart from a $1/n_0$ scaling factor, the number of photons ΔN exchanged by the atom with the field [5]: $\Delta \tilde{N} = -\Delta \tilde{H}/\omega_0 = -(1/n_0)(\Delta E/\omega) = -(1/n_0)\Delta N$.

The singularity of the Hamiltonian (5) at $r = (\rho^2 + z^2)^{1/2} = 0$ can be removed by introducing the semi-parabolic coordinates $u = (\tilde{r} + \tilde{z})^{1/2}$, $v = (\tilde{r} - \tilde{z})^{1/2}$ and

the regularized time σ , defined as [18–20]

$$d\eta = d\tilde{t} = (u^2 + v^2) d\sigma = 2\tilde{r}d\sigma, \quad (9)$$

which changes faster than \tilde{t} near the nucleus and more slowly far from it. The equations of motion generated by the Hamiltonian (5) are then equivalent to the equations of motion generated, with respect to the new time σ , by the scaled and regularized Hamiltonian

$$\mathcal{K} = (u^2 + v^2)K. \quad (10)$$

Indeed, for any classical quantity $f(u, v, \phi; p_u, p_v, \tilde{N})$, we get

$$\frac{df}{d\sigma} = \frac{df}{d\eta} \frac{d\eta}{d\sigma} = \{K, f\}(u^2 + v^2), \quad (11)$$

where $\{K, f\}$ denotes the Poisson bracket between K and f . Thus, if we take $\tilde{N}_0 = -(1/n_0)(E_0/\omega)$ as initial condition for \tilde{N} , the compensated energy K is equal to zero and we obtain

$$\{\mathcal{K}, f\} = \{u^2 + v^2, f\}K + (u^2 + v^2)\{K, f\} = \frac{df}{d\sigma}, \quad (12)$$

that is \mathcal{K} works as an effective Hamiltonian for the time σ . For $L_z = 0$ we have

$$\begin{aligned} \mathcal{K} &= \frac{p_u^2 + p_v^2}{2} - 2 + \frac{(\omega_L n_0^3)^2}{8} u^2 v^2 (u^2 + v^2) \\ &\quad + \frac{\epsilon_0}{2} (u^4 - v^4) \sin \phi + \omega_0 \tilde{N} (u^2 + v^2). \end{aligned} \quad (13)$$

For $\epsilon = 0$, $\omega_0 \tilde{N} = 1/2$ and therefore the Hamiltonian (13) represents two harmonic oscillators of unit frequency coupled by the term $(1/8)(\omega_L n_0^3)^2 u^2 v^2 (u^2 + v^2)$ which originates from the diamagnetic interaction. For low scaled magnetic field $\omega_L n_0^3$, the motion is regular and the orbits are quasiperiodic. However, the diamagnetic term has cylindrical symmetry since it depends only on the perpendicular distance ρ from the magnetic field axis. On the contrary, the Coulomb term has spherical symmetry. When these two terms are of comparable magnitude,

$$\frac{1}{\sqrt{\rho^2 + z^2}} \sim \frac{1}{8} \omega_L^2 \rho^2 \quad (14)$$

(that gives $\omega_L n_0^3$ of the order of unity), then the competition between different symmetries leads to chaotic motion [18–20]. In Figure 1 the classical phase space structure is illustrated by the Poincaré surfaces of section. For $\omega_L n_0^3 = 3$ some islands of stability still exist but their size is small, while for $\omega_L n_0^3 = 9.2$ no regular structures are visible and the classical motion is dominated by global chaos [18–20].

Due to this internal chaos, the turn on of the microwave field immediately leads to diffusive energy excitation of the electron, with classical diffusion rate per unit time $D_B = \langle (\Delta E)^2 \rangle / \Delta t$. From equation (5) $\dot{E} = \epsilon z \omega \cos(\omega t)$, with the typical frequencies for the z motion of the order of the Kepler frequency $\omega_K = n_0^{-3}$

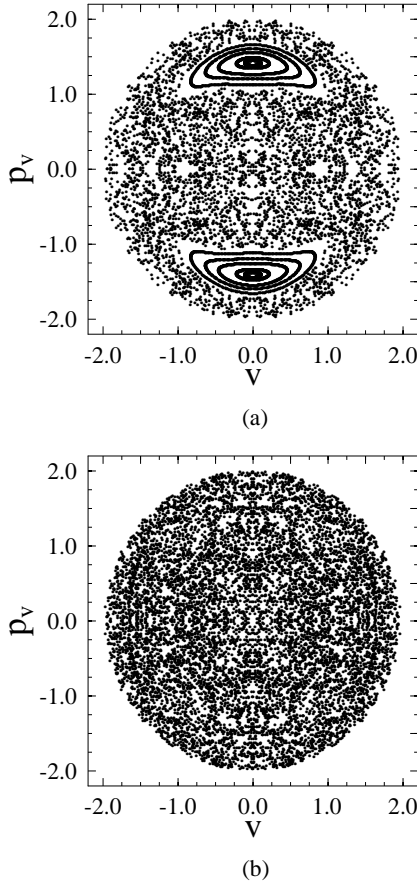


Fig. 1. Poincaré surfaces of section at scaled energy $\tilde{E} = \tilde{H}(\epsilon = 0) = -1/2$ and (a) $\omega_L n_0^3 = 3$, (b) $\omega_L n_0^3 = 9.2$. The sections are on the $v - p_v$ planes defined by $u = 0$, $p_u > 0$. In (a) five regular and one chaotic trajectories are shown, in (b) only one chaotic trajectory is followed. The centre of the atom corresponds to $v = 0$.

(for $\omega_L n_0^3$ not too large with respect to 1). For $\omega_0 \ll 1$, D_B can be estimated in quasilinear approximation [27], giving $D_B \sim (\epsilon z \omega)^2 / \omega_K$ and then

$$D_B \approx \chi_1 D_0 \omega_0^2, \quad (15)$$

where χ_1 is a constant to be numerically determined and $D_0 = \epsilon^2 n_0 / 2$ is the diffusion rate for $\omega_L = 0$ and $\omega_0 = 1$ when the microwave intensity is strong enough to induce chaos [5].

For $\omega_0 \gg 1$, in analogy with the case without magnetic field, the microwave interaction is mainly effective when the electron passes close to the nucleus. Indeed far from the nucleus the electron is a nearly free particle moving in a rapidly oscillating electric field and in average it does not absorb energy from the field. However, when the electron approaches the nucleus it is accelerated that generates high frequency harmonics of motion which become comparable to the perturbation frequency and can therefore interact resonantly with it. This interaction is effective as a consequence of the Coulomb singularity, which results in a slow power-law decay of the high frequency harmonics of the motion for the orbital momentum $l < (3/\omega)^{1/3}$.

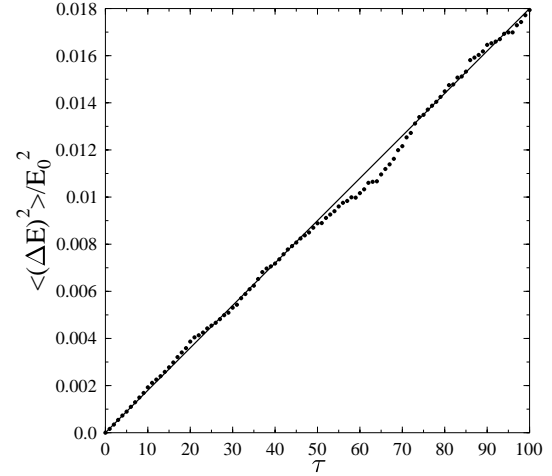


Fig. 2. Example of diffusive energy excitation $\langle (\Delta E)^2 \rangle / E_0^2$ with the number of microwave periods τ , for $\omega_L n_0^3 = 3$, $\epsilon_0 = 0.005$ and $\omega_0 = 0.1$. The straight line fit allows to determine $D_B / D_0 = 0.062$ via the relation $\langle (\Delta E)^2 \rangle = (2\pi D_B / \omega) \tau$.

The Coulomb term dominates the diamagnetic term near the nucleus, and therefore, as for the case $\omega_L = 0$, one has [27]:

$$D_B \approx \chi_2 D_0 \omega_0^{-4/3}, \quad (16)$$

with a constant χ_2 again to be numerically determined.

An example of diffusive energy excitation, for scaled frequency $\omega_0 \ll 1$, is shown in Figure 2. Here $\omega_L n_0^3 = 3$, so that the motion is chaotic even in the absence of the microwave and therefore a diffusive process occurs even if the microwave intensity is very small.

The frequency dependence of the diffusion rate D_B is shown in Figure 3, for $\omega_L n_0^3 = 3$ and 9.2. The asymptotic behaviors (both for small and large frequencies) are in agreement with the theoretical estimates (15) and (16) respectively, indicated in the figure by the straight lines, with the coefficients χ_1 and χ_2 numerically determined. These coefficients depend weakly on ω_L , for magnetic field strong enough to induce internal chaos ($\omega_L n_0^3 \gtrsim 2$). Below this value the internal motion becomes integrable and for low enough ϵ_0 diffusion drops to zero, as demonstrated in the insert of Figure 3 (see also [27]).

The classical diffusive process will lead the electron to ionization in a time $t_I \approx E_0^2 / D_B$, with $E_0 = -1/2n_0^2$ the initial electron energy. In the quantum case, for $n_0 \gg 1$ the time evolution initially follows the classical diffusion. The excitation proceeds via a chain of one-photon transitions, which eventually brings the electron into continuum. However, if the ionization time is sufficiently large, quantum interference effects may suppress the diffusive excitation leading to dynamical localization in the number of photons.

In order to check this possibility we numerically analyzed the quantum dynamics [28], following the wave packet evolution in the eigenstates basis of the magnetic field problem with $\epsilon = 0$.

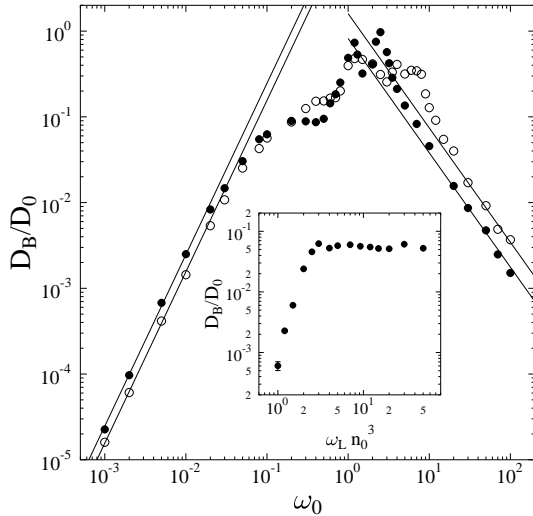


Fig. 3. Dependence of the scaled diffusion rate D_B/D_0 on the scaled frequency ω_0 for $\epsilon_0 = 0.005$, $\omega_L n_0^3 = 3$ (full circles) and $\omega_L n_0^3 = 9.2$ (open circles). The straight lines show the theoretical dependence for $\omega_0 \ll 1$ (Eq. (15)) and $\omega_0 \gg 1$ (Eq. (16)), with $\chi_1 = 25$, $\chi_2 = 0.8$ ($\omega_L n_0^3 = 3$), $\chi_1 = 16$, $\chi_2 = 1.6$ ($\omega_L n_0^3 = 9.2$). Ensembles from 200 to 1000 trajectories, initially distributed microcanonically on the energy shell, have been used. The insert shows D_B/D_0 as a function of the scaled Larmor frequency $\omega_L n_0^3$, for $\epsilon_0 = 0.005$ and $\omega_0 = 0.1$.

To obtain these eigenstates at $\epsilon = 0$ in a given energy window around the initially excited level with eigenenergy $E_{\lambda_0} \approx E_0$, we diagonalized the Hamiltonian in a parabolic Sturmian basis [3, 11]. This basis is well-suited since it is complete and discrete and can efficiently reproduce both the bound and continuum states of the hydrogen atom. In addition, all the Hamiltonian matrix elements can be expressed in a simple analytical form and strong selection rules exist for the parabolic quantum numbers n_1 , n_2 ($\Delta n_i = 0, \pm 1, \pm 2$ for $i = 1, 2$). A minor disadvantage of dealing with a Sturmian basis is associated with its nonorthogonality. Due to this fact, we had to solve a generalized eigenvalue problem of the type $H\psi_i = E_{\lambda_i} S\psi_i$, where also the overlap matrix S has strong selection rules ($\Delta n_i = 0, \pm 1$ for $i = 1, 2$). As a result the matrices H and S are very sparse. To study the time evolution we used up to 1250 eigenstates of the above generalized eigenvalue problem. In order to obtain a good convergence of these 1250 eigenvectors and eigenvalues we had to diagonalize matrices of size larger than 13000. For these reasons the use of an efficient Lanczos algorithm [31] has been crucial. The time evolution was computed by a split-step method, similar to the one used in [3].

In our computations, we considered as initial state an eigenstate at $\epsilon = 0$ with eigenenergy $E_{\lambda_0} \approx E_0 = -1/2n_0^2$ and the time evolution in the microwave field was followed up to $\tau = 200$ microwave periods. The parameters were varied in the intervals $0.05 \leq \omega_0 \leq 3$, $0.002 \leq \epsilon_0 \leq 0.04$, $40 \leq n_0 \leq 80$, for $\omega_L n_0^3 = 3$ and 9.2.

In this quasiclassical regime the quantum energy excitation has initially a diffusive character (see the insert

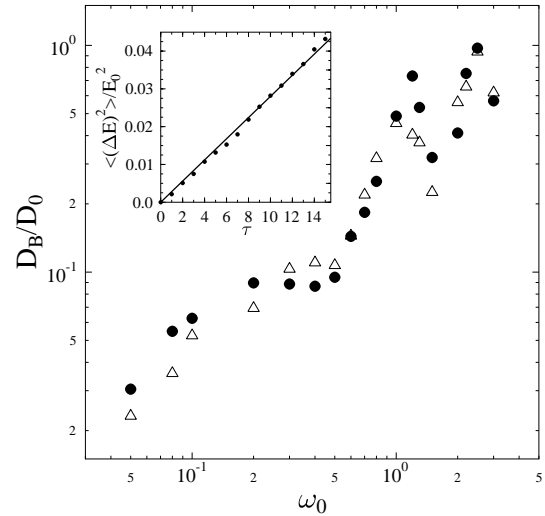


Fig. 4. Classical (full circles) and quantum (open triangles) scaled diffusion rates, for $\omega_L n_0^3 = 3$. In the quantum case $n_0 = 60$, $0.01 \leq \epsilon_0 \leq 0.04$. The insert shows an example of diffusive energy excitation in the quantum case, for $\omega_L n_0^3 = 3$, $\epsilon_0 = 0.02$, $\omega_0 = 0.1$; the straight line fit gives $D_B/D_0 = 0.055$.

of Fig. 4) and therefore it is possible to compute a quantum diffusion coefficient $D_B^{(q)}$ from a linear fit, for the few first microwave periods (typically $\tau = 10-15$), of the wave packet energy square variance $\langle (\Delta E)^2 \rangle$ vs. time. Figure 4 shows that quantum and classical diffusion coefficients are similar over a wide range of frequencies ($0.05 \leq \omega_0 \leq 3$ for $n_0 = 60$). This demonstrates that quantum dynamics mimics, for a finite interaction time, the classical excitation.

In the quasiclassical regime, the one-photon transition rate Γ_B can be related to the classical diffusion rate [9] as $\Gamma_B = D_B/\omega^2$. Indeed the change in energy produced by a one-photon transition is $\Delta E = \pm \omega$ and Γ_B measures the number of such transitions per unit time. Therefore, the ratio Γ_B/Γ_0 , where $\Gamma_0 = D_0 n_0^6$ is the transition rate for the chaotic case at $\omega_L = 0$ and $\omega_0 = 1$, is equal to

$$\frac{\Gamma_B}{\Gamma_0} = \frac{D_B}{D_0 \omega_0^2}. \quad (17)$$

This result is remarkable as it relates the quantum transition rate to a classical characteristic of motion, namely the diffusion coefficient. In order to check the above estimate, Γ_B was numerically evaluated according to Fermi's Golden Rule:

$$\Gamma_B = \frac{\pi}{2} \epsilon^2 \sum_{m \neq n} |z_{mn}|^2 \{ \delta(E_{\lambda_m} - E_{\lambda_n} + \omega) + \delta(E_{\lambda_m} - E_{\lambda_n} - \omega) \}, \quad (18)$$

with z_{mn} matrix elements of z between the eigenstates at $\epsilon = 0$ with eigenenergies $E_{\lambda_m}, E_{\lambda_n}$. For the numerical computation, the Dirac delta function in equation (18) was substituted by a Lorentzian function: $\delta(x) \rightarrow f(x) = (1/\pi)(\tilde{\epsilon}/(x^2 + \tilde{\epsilon}^2))$, with $\tilde{\epsilon}$ of the order of the level spacing. The validity of the classical-quantum correspondence (17)

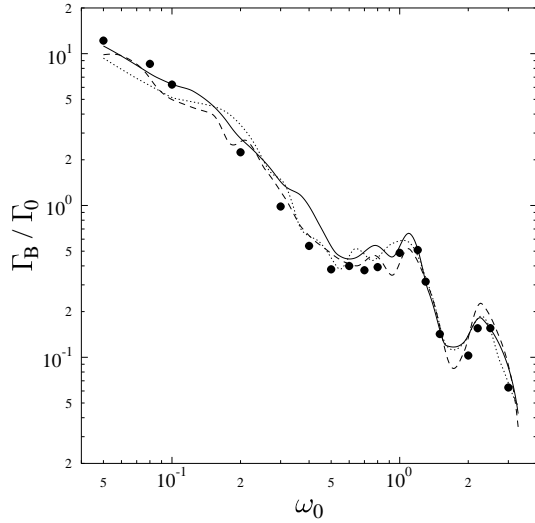


Fig. 5. Gamma ratio Γ_B/Γ_0 vs. scaled frequency ω_0 , for $\omega_L n_0^3 = 3$, $n_0 = 40$ (full line), $n_0 = 60$ (dotted line), $n_0 = 80$ (dashed line). The one-photon transition rate Γ_B is evaluated according to Fermi's Golden Rule (Eq. (18)), with the Dirac delta function substituted by a Lorentzian function, with spread $\tilde{\epsilon} = 0.5/\rho_B$, where $\rho_B = 0.34n_0^4$ is the density of states. Full circles show classical values of $D_B/D_0\omega_0^2$ at $\omega_L n_0^3 = 3$.

is confirmed in Figure 5, for $n_0 = 40, 60, 80$ and $0.05 \leq \omega_0 \leq 3$.

Even if initially the interaction with the microwave field results in a quantum diffusive excitation, quantum interference effects can suppress the diffusive behavior before ionization takes place. In this case, the diffusive broadening of the quantum probability distribution over unperturbed levels stops. The corresponding localization length (measured in number of absorbed photons) ℓ_B is proportional to the one-photon transition rate Γ_B and to the density of coupled states ρ_B : $\ell_B = 2\pi\Gamma_B\rho_B$ [9]. For the chaotic case at $\omega_L = 0$ and $\omega_0 = 1$ the localization length is $\ell_\phi = 3.3\epsilon_0^2 n_0^2 = 2\pi D_0 n_0^6 \rho_0 = 2\pi\Gamma_0 \rho_0$, where $\rho_0 = n_0^3$ is the density of coupled states [5]. Actually, without the magnetic field there is an additional approximate integral of motion, related to Coulomb degeneracy, and therefore the density of coupled states ρ_0 is by a factor n_0 smaller than the number of levels per unit energy interval n_0^4 [5]. Therefore from the above expressions and equation (17) we get [27,28]

$$\ell_B = \ell_\phi \frac{D_B}{D_0 \omega_0^2} \frac{\rho_B}{\rho_0}. \quad (19)$$

This result provides a theoretical formula for the quantum localization length, which involves only classical characteristics of motion, namely the classical diffusion coefficient and the density of coupled states. The latter is related, in the quasiclassical regime, to the phase space structure (see below Eqs. (20, 21)). The estimate (19) is valid for $\ell_B > 1$, namely in the quasiclassical regime, in which a large number of photons is absorbed and a large number of levels is excited. Moreover, the microwave frequency should be larger than the average level spacing

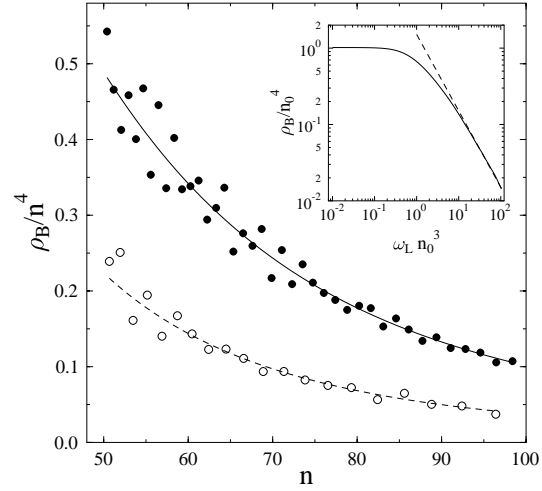


Fig. 6. Scaled density of states ρ_B/n^4 as a function of n for $\omega_L n_0^3 = 3$ (full circles) and $\omega_L n_0^3 = 9.2$ (open circles) at $n_0 = 60$. Solid and dashed lines refer to the quasiclassical computation (Eq. (21)). The insert gives quasiclassical scaled density of states vs. scaled Larmor frequency. The straight line shows the theoretical asymptotical dependence ($\rho_B/n_0^4 = c/\omega_L n_0^3$, with $c = 1.5$).

($\omega\rho_B > 1$); otherwise, levels would move adiabatically in time leaving no room for diffusive energy growth [5].

For $\omega_L n_0^3$ sufficiently large, the internal motion is chaotic: as a consequence, Coulomb degeneracy is removed and the density of coupled states $\rho_B \sim n_0^4$. More precisely, $\rho_B = 0.34n_0^4$ (for $\omega_L n_0^3 = 3$, $n_0 = 60$) and $\rho_B = 0.14n_0^4$ (for $\omega_L n_0^3 = 9.2$, $n_0 = 60$) (see Fig. 6). The density follows the dependence $\rho_B \propto 1/\omega_L$. This is related to the fact that the diamagnetic term is identical to a two-dimensional harmonic oscillator in the x - y plane. Indeed for a harmonic oscillator the spacing between levels is proportional to the frequency (here represented by ω_L) and therefore their density scales with ω_L^{-1} . This result is confirmed by a quasiclassical computation of the density of states (see the insert of Fig. 6). Here the number $\Omega(E)$ of quantum states having energy less than E is related to the corresponding volume in phase space

$$\Omega(E) = \frac{1}{(2\pi)^2} \int_{H < E} d\rho dz dp_\rho dp_z, \quad (20)$$

where the Hamiltonian H is taken at $\epsilon = 0$. The density of states is

$$\rho_B = \frac{d\Omega(E)}{dE} = n_0^4 \frac{d\tilde{\Omega}(\tilde{E})}{d\tilde{E}}, \quad (21)$$

where the volume in the scaled phase space is defined as

$$\tilde{\Omega}(\tilde{E}) = \frac{1}{(2\pi)^2} \int_{\tilde{H} < \tilde{E} = -\frac{1}{2}} du dv dp_u dp_v, \quad (22)$$

with

$$\tilde{H} = \frac{p_u^2 + p_v^2}{2(u^2 + v^2)} - \frac{2}{u^2 + v^2} + \frac{(\omega_L n_0^3)^2}{8} u^2 v^2. \quad (23)$$

According to the results of Figure 6 such semiclassically determined density of states is in a good agreement with the results obtained by direct diagonalization of hydrogen in magnetic field.

According to the estimate (19) and differently from the zero magnetic field case, the localization length ℓ_B is non homogeneous in the number N_ϕ of absorbed photons. Indeed, from equations (15, 16) we get $\ell_B \sim n_0^{11} \sim (N_I - N_\phi)^{-11/2}$ for $\omega_0 \ll 1$ and $\ell_B \sim n_0 \sim (N_I - N_\phi)^{-1/2}$ for $\omega_0 \gg 1$ [27], with $N_I = n_0/2\omega_0$ the number of photons required for ionization and $N_\phi = N - N_0$, where $N_0 = E_0/\omega$. However, for $\ell_B \ll N_I$ this effect is not important and the quasistationary distribution is exponentially localized in the photon number N_ϕ . As for the case of hydrogen in a microwave field only [5], the probability distribution over unperturbed levels ($\epsilon = 0$) displays a chain of equidistant peaks in energy. The probability amplitudes in a one-photon interval decay exponentially with the photon number: $\psi_N \propto \exp(-|N - N_0|/\ell_B)$.

The value of the localization length ℓ_B is strongly enhanced compared to the length $\ell_{\phi\omega} = 3.3\epsilon_0^2 n_0^2/\omega_0^{10/3}$ [5] at $\omega_L = 0$ and $\omega_0 > 1$. Actually, for a strong enough scaled magnetic field, Coulomb degeneracy is removed and the eigenfunctions ψ , when developed on the basis of the hydrogenic eigenfunctions φ , have a large number of randomly fluctuating components, increased by a factor $M = \rho_B/\rho_0$:

$$\psi_i \approx \sum_{k=1}^M c_{ik} \varphi_k, \quad (24)$$

with $c_{ik} \sim 1/\sqrt{M}$ due to normalization condition. Because of this, the external microwave perturbation V couples the eigenstates with typical interaction matrix elements

$$V_{int} = \langle \psi_j | V | \psi_i \rangle \approx \sum_{k,l=1}^M c_{jl}^* c_{ik} \langle \varphi_l | V | \varphi_k \rangle. \quad (25)$$

Due to selection rules for V in the hydrogenic basis, V_{int} is the sum of order M uncorrelated terms and is therefore reduced by a factor $1/\sqrt{M}$ in comparison with the case without magnetic field, whereas the spacing ΔE between nearest neighbors levels in the spectrum scales as $1/M$. Thus, the admixture factor

$$\eta \sim V_{int}/\Delta E \sim \sqrt{M} \sim \sqrt{n_0} \quad (26)$$

is strongly enhanced, for high n_0 values, in comparison with the zero magnetic field case. As a result, the localization length ℓ_B , which is proportional to η^2 , is increased [28] by a factor

$$\ell_B/\ell_{\phi\omega} \sim \chi_2 \rho_B/\rho_0 \sim M \sim n_0. \quad (27)$$

A similar effect was discussed for two interacting particles in a disordered solid state system [26]: the interaction allows the two particles to propagate coherently on a distance much larger than one-particle localization length. The statistical enhancement effect is quite general and

takes place in different physical problems: actually this effect was first studied for the weak interaction parity-breaking in the scattering of polarized neutrons on complex nuclei [25]. In the compound nucleus the level spacing is typically $\Delta E \approx 1$ eV, whereas the typical energy scale due to the strong interaction is $\Delta E_0 \approx 1$ MeV. As a consequence, the number of principal components of the eigenfunctions in the one-particle basis is $M \approx 10^6$ and therefore the admixture factor between states of opposite parity is enhanced by a factor $\sqrt{M} \approx 10^3$ compared to a usual parity breaking admixture of the order 10^{-7} .

The condition $\ell_B = N_I$ allows to determine the quantum delocalization border [27,28]:

$$\epsilon_q = \frac{1}{n_0} \sqrt{\frac{D_0 \omega_0^2}{6.6 D_B} \frac{\rho_0 n_0}{\rho_B \omega_0}}. \quad (28)$$

For $\epsilon_0 > \epsilon_q$ localization effects become unimportant and diffusive ionization close to the classical case takes place. For $\omega_0 \gg 1$ this border is $(\chi_2 n_0/\omega_L n_0^3)^{1/2}$ times smaller than the quantum delocalization border at zero magnetic field [5] $\epsilon_{q0} = \omega_0^{7/6}/\sqrt{6.6 n_0}$. For $\omega_0 \ll 1$ the border is given by $\epsilon_q = (\omega_L n_0^3/6.6 \chi_1 \omega_0)^{1/2}/n_0$, which remains well below the ionization border for a static electric field in the presence of a parallel magnetic field. Since the localization length is non homogeneous in the number of absorbed photons and becomes larger near the ionization border, the actual value of the delocalization border ϵ_q will be slightly decreased as compared to (28).

The above dynamical localization theory was tested by detailed numerical simulations of quantum evolution. The probability distribution f_λ over the eigenstates at $\epsilon = 0$ for the localized case is shown in Figures 7 and 8 as a function of the number of absorbed photons $N_\phi = (E_\lambda - E_0)/\omega$. In order to suppress fluctuations this probability was averaged over 20 microwave periods (we checked that our results were not significantly modified changing the averaging time around the above specified value). To find the numerical value ℓ_{BN} of the localization length we first computed the probability f_N in each one-photon interval around integer values of N_ϕ . Then the least square fit with $f_N \sim \exp(-2N_\phi/\ell_{BN})$ for $N_\phi \geq 0$ allows to determine ℓ_{BN} . The quantum distribution at $\omega_0 = 0.2$ (Fig. 8b) starts to deviate from the exponential profile for $N_\phi > 60$ and a plateau appears. This can be related to the fact that localization length is non homogeneous in the number of absorbed photons ($\ell_B \sim (N_I - N_\phi)^{-11/2}$ for $\omega_0 \ll 1$). In the figures also the classical distribution, normalized to one-photon interval, is shown. This distribution was obtained by numerical solution of Hamilton equations with 1000 trajectories initially distributed microcanonically on the energy surface at energy E_0 . The comparison of the probability distributions at different times ($80 \leq \tau \leq 100$ in Figs. 7a, 8a and $180 \leq \tau \leq 200$ in Figs. 7b, 8b) shows that the quantum case is well-localized over a quasistationary distribution. Its profile does not change significantly by increasing the interaction time, apart from a slight increase in the tail. We attribute the decrease in the probability decay at large $N_\phi > 0$ to the growth of the

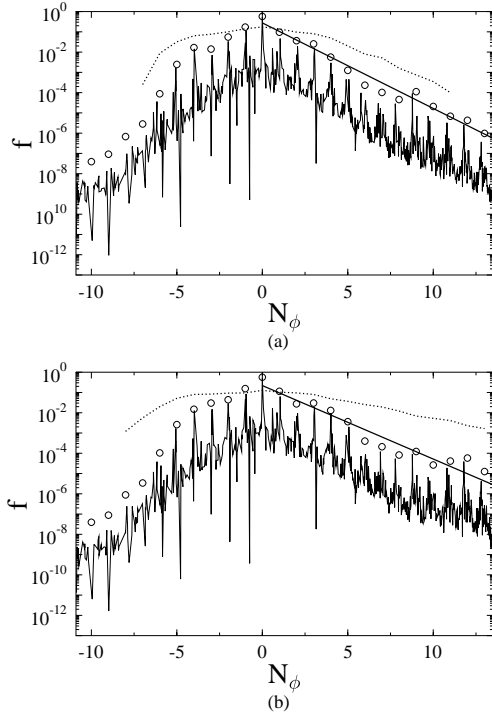


Fig. 7. Probability distribution *vs.* number of absorbed photons N_ϕ : quantum distribution f_λ over the eigenbasis at $\epsilon = 0$ (full curve); quantum probability in one-photon intervals f_N (circles); classical probability in one-photon intervals (dotted line). The straight line shows the fit for the exponential localization. Parameter values: $n_0 = 50$, $\omega_0 = 1.3$, $\omega_L n_0^3 = 3$, $\epsilon_0 = 0.008$; scaled diffusion rate $D_B/D_0 = 0.53$, theoretical localization length estimate (Eq. (19)) $\ell_B = 2.8$; (a) $80 \leq \tau \leq 100$, $\ell_{BN} = 2.1$; (b) $180 \leq \tau \leq 200$, $\ell_{BN} = 2.4$. In the classical simulation 1000 trajectories are included in the microcanonical ensemble.

diffusion rate D_B when ω_0 approaches 1 from below (see Fig. 3).

These distributions, together with the time dependence of the square variance of the photon number $\langle(\Delta N_\phi)^2\rangle$ (see Fig. 9) demonstrate how the quantum-mechanical energy diffusion is strongly suppressed in comparison with the classical case.

The numerically obtained localization lengths ℓ_{BN} are presented Figure 10, for two fixed values of ϵ_0 and different ω_0 in the range $0.05 \leq \omega_0 \leq 3$. Since $n_0 = 60$, the number of photons required for ionization goes from $N_I = 10$ to $N_I = 600$. The straight line, corresponding to $\ell_{BN} = \ell_B$, demonstrates the fairly good agreement between numerical data and dynamical localization theory over a wide range of parameters (the localization length changes by two orders of magnitude).

Finally, Figures 11 and 12 show that the excitation at $\omega_L n_0^3 = 3$ is much stronger than at zero magnetic field, due to the chaotic enhancement of electron's interaction with the microwave field. Since the condition for the transition to chaotic dynamics at zero magnetic field is given by [3,5] $\epsilon_0 > \epsilon_c = 1/49\omega_0^{1/3}$, the case of Figure 11 (that corresponds to Fig. 10 in [5]) is above the chaos thresh-

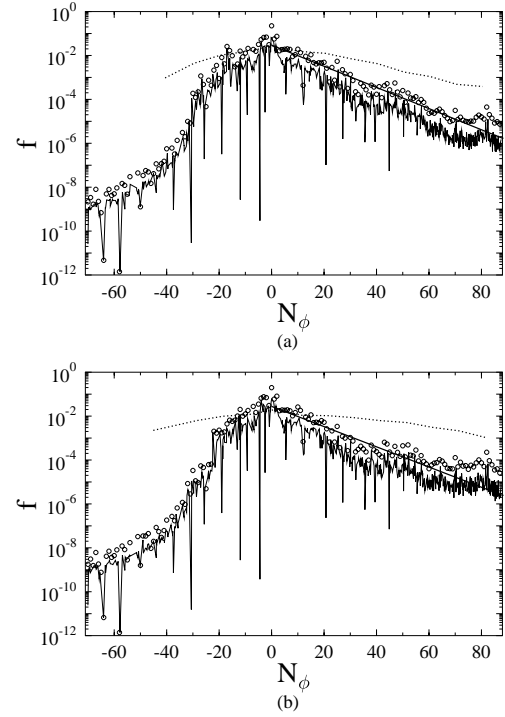


Fig. 8. Same as in Figure 7, with $n_0 = 50$, $\omega_0 = 0.2$, $\omega_L n_0^3 = 3$, $\epsilon_0 = 0.007$, $D_B/D_0 = 0.090$, $\ell_B = 15.4$, (a) $80 \leq \tau \leq 100$, $\ell_{BN} = 18$; (b) $180 \leq \tau \leq 200$, $\ell_{BN} = 18.8$ (in both cases the fit is limited to $0 \leq N_\phi \leq 60$). The classical ensemble consists of 1000 trajectories.

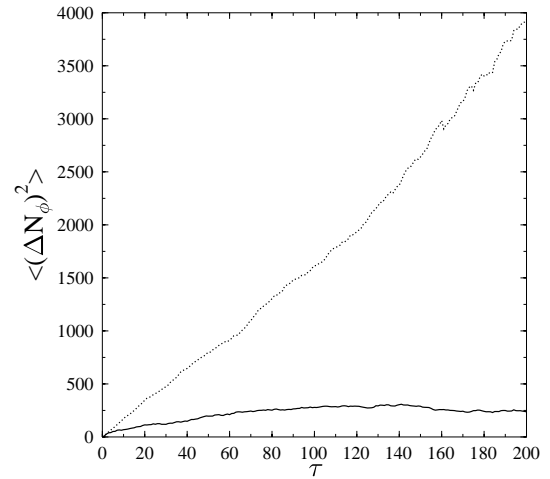


Fig. 9. Dependence of the quantum (full curve) and classical (dotted curve) photon number square variance $\langle(\Delta N_\phi)^2\rangle$ on the number of microwave periods τ for $n_0 = 60$, $\omega_0 = 0.1$, $\epsilon_0 = 0.005$, $\omega_L n_0^3 = 3$. The classical ensemble consists of 5000 trajectories.

old ($\epsilon_0 > \epsilon_c = 0.015$). However the quantum distribution at $\omega_L = 0$ clearly demonstrates exponential localization of diffusive excitation since $\epsilon_0 < \epsilon_{q0} = 0.14$. On the contrary, for $\omega_L n_0^3 = 3$ we are above the delocalization border ($\epsilon_0 > \epsilon_q = 0.016$) and thus numerical results show a good agreement between classical and quantum distributions.

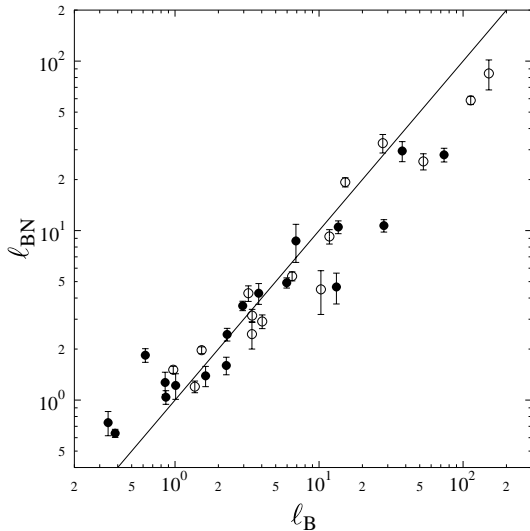


Fig. 10. The numerically computed localization length ℓ_{BN} vs. the theoretical estimate ℓ_B (Eq. (19)) for $\epsilon_0 = 0.005$ (full circles) and $\epsilon_0 = 0.01$ (open circles). Data are for $\omega_L n_0^3 = 3$ or 9.2 , $n_0 = 60$, $0.05 \leq \omega_0 \leq 3$. The straight line corresponds to $\ell_{BN} = \ell_B$.

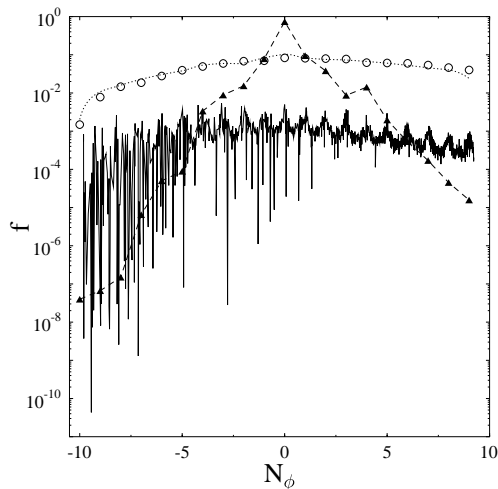


Fig. 11. Chaotic enhancement of microwave excitation. Same as in Figure 7, with $n_0 = 66$, $\omega_0 = 2.5$, $\omega_L n_0^3 = 3$, $\epsilon_0 = 0.04 > \epsilon_q = 0.016$, $D_B/D_0 = 0.97$, $40 \leq \tau \leq 50$. Full triangles, linked by a dashed line, give quantum probability in one-photon intervals at the same parameter values but without magnetic field, $290 \leq \tau \leq 300$ and with initial value of the orbital momentum quantum number $l_0 = 5$. In the latter case, $\epsilon_c = 0.015 < \epsilon_0 < \epsilon_{q0} = 0.14$, theoretical $\ell_{\phi_\omega} = 1.1$, numerical $\ell_{\phi_\omega} = 1.7$.

The quantum and classical square variance of the photon number are shown in Figure 12. In the absence of the magnetic field, the localization of the quantum motion after a few microwave periods is evident; on the contrary, for $\omega_L n_0^3 = 3$ the quantum square variance follows the classical one and starts to deviate only for $\tau > 20$ because of the finite size of the basis.

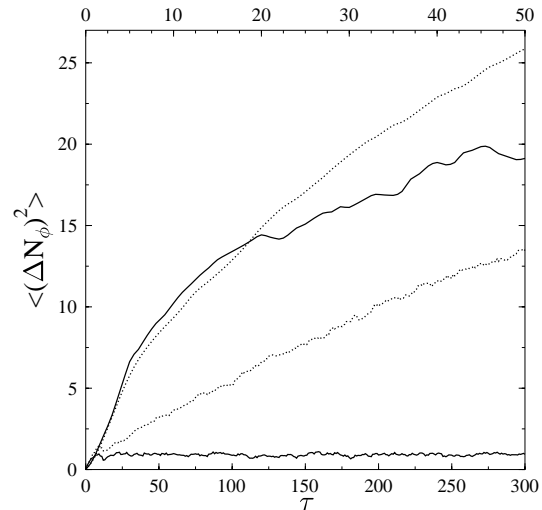


Fig. 12. Quantum (full curve) and classical (dotted curve) square variance of the photon number vs. the number of microwave periods for the case of Figure 11. Above and upper scale: $\omega_L n_0^3 = 3$, below and lower scale: $\omega_L n_0^3 = 0$. The case $\omega_L = 0$ is followed for a longer interaction time than for $\omega_L n_0^3 = 3$ to emphasize dynamical localization effects.

3 Rydberg atoms in static electric and microwave fields

Another way to study the microwave interaction in an intrinsically chaotic atomic system is to consider alkali Rydberg atoms in a static electric field; this case is interesting as it is more suitable for laboratory experiments.

The Hamiltonian of a hydrogen atom in a static electric field is separable in parabolic coordinates and thus the classical motion is integrable. On the contrary, in alkali atoms the valence electron moves in an attractive potential in which the $1/r$ dependence is modified near the origin due to the charge distribution of the inner electrons, which form a core of size a few Bohr radius. Due to precession in a static electric field, the electron always collides with the core. This fact prevents the separation of variables and the motion becomes chaotic for certain field and energy values [21].

The potential within the many-electron core region can be reasonably approximated by a one-electron spherically symmetric model [32]:

$$V_c(r) = -\frac{Z-1}{r} \exp(-\alpha_1 r) - \alpha_2 \exp(-\alpha_3 r), \quad (29)$$

where Z is the nuclear charge and the parameters α_i ($i = 1, 2, 3$) are numerically determined so as to reproduce quantum defects, that characterize the ionic core of alkali atoms in quantum mechanics. In this way, the overall potential $V(r) = -1/r + V_c(r)$ complies with the two conditions $V(r) \sim -Z/r$ (for $r \rightarrow 0$, where the core fails to screen the nuclear charge) and $V(r) \sim -1/r$ (for $r \rightarrow \infty$, where due to the screening the valence electron feels only a unit charge). Even if different core potential forms could reproduce quantum defects, both classical and quantum

properties of the system are sensitive only to the size of these defects, not to details of the core.

In the quantum case, the core potential $V_c(r)$ introduces a phase shift $\pi\delta_l$ in the radial wave function. The electron energy is then given by $E_{nl} = -1/2(n - \delta_l)^2$, namely the effective principal quantum number becomes $n^* = n - \delta_l$, where the quantum defect δ_l depends on the orbital momentum l but changes only weakly with the energy E . Since the size of the core is small only the quantum defects for low angular momentum values ($l < 3$) are significantly different from zero.

At the ionization threshold, the quantum defects δ_l are given, in quasiclassical approximation, by the action difference in the nonhydrogenic and hydrogenic radial motion between turning points [33]:

$$\delta_l = \frac{\sqrt{2}}{\pi} \lim_{R \rightarrow \infty} \left[\int_{r_{0c}}^R \sqrt{\frac{1}{r} - V_c(r) - \frac{(l+1/2)^2}{2r^2}} dr - \int_{r_0}^R \sqrt{\frac{1}{r} - \frac{(l+1/2)^2}{2r^2}} dr \right]. \quad (30)$$

In this formula, $l(l+1)$ has been replaced by $(l+1/2)^2$ so that quasiclassical approximation remains valid also for small angular quantum numbers [34]. The turning point for the hydrogenic part is $r_0 = (l+1/2)^2/2$, while for the nonhydrogenic part we obtain r_{0c} as the root of $V(r_{0c}) + (l+1/2)^2/2r_{0c}^2 = 0$. The parameters α_i were fixed in order to reproduce the most important quantum defects $\delta_0, \delta_1, \delta_2$. For Li we assumed $\delta_0 = 0.4$, $\delta_1 = 0.04$, $\delta_2 = 0$; for Na $\delta_0 = 1.35$, $\delta_1 = 0.85$, $\delta_2 = 0.01$; for Rb $\delta_0 = 3.14$, $\delta_1 = 2.65$, $\delta_2 = 1.35$; we always considered $\delta_{l>2} = 0$ [35]. Typical values of the α_i parameters are quite different from those given in Table 1 of [32], probably because in that case these parameters were optimized so as to directly reproduce the energy levels. In any case this difference is not important in evaluating the quantum defects, that can be reproduced from equation (30) with α_i parameters taken from [32] with a negligible error.

The classical Hamiltonian for alkali atoms in parallel static electric field ϵ_s and microwave field $\epsilon \sin(\omega t)$, both in the z -direction, writes as

$$H = \frac{p^2}{2} - \frac{1}{r} + V_c(r) + \epsilon_s z + \epsilon z \sin(\omega t). \quad (31)$$

The scaling property expressed by equation (6) remains valid, provided that also the static field and the core potential parameters are scaled as $\epsilon_{s0} \equiv \epsilon_s n_0^4$, $\alpha_{i0} \equiv \alpha_i n_0^2$ ($i = 1, \dots, 3$). In other words, differently from the case of hydrogen, the problem depends separately on ϵ_s and n_0 and not only on the scaled parameter ϵ_{s0} . As a matter of fact, the transformation $\alpha_i \rightarrow \alpha_{i0} = \alpha_i n_0^2$ changes the rescaled core size.

The study of the classical dynamics of the above problem was done in a similar way to the case of the hydrogen atom in magnetic and microwave fields. The system was studied in an extended phase space that includes the time as a new canonical variable and the Coulomb singularity at $r = 0$ was removed by the introduction of the

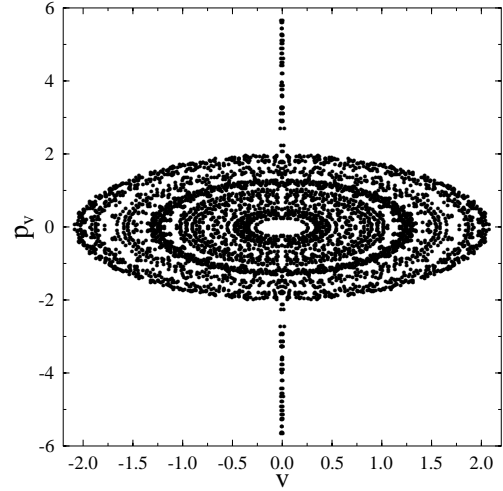


Fig. 13. Poincaré surface of section for Na at $\epsilon_{s0} = 0.02$, $n_0 = 60$. The $v-p_v$ plane of section is defined by $u = 0$, $p_u > 0$. The section is constructed following only one trajectory. Core potential parameters are $\alpha_1 = 2.48$, $\alpha_2 = 0.54$, $\alpha_3 = 1.43$.

semi-parabolic coordinates u, v and the regularized time σ (Eq. (9)). For simplicity's sake, we considered only the case with z -component of the angular momentum $L_z = 0$.

For $\epsilon = 0$, due to the core effects, we have a transition from regular to chaotic motion by increasing the static field ϵ_{s0} [21]. However, the nature of chaotic dynamics in this case is qualitatively different from the case of diamagnetic hydrogen. In the latter case, the irregular motion is due to the competition of the spherical Coulomb interaction, that dominates near the nucleus, and the cylindrical diamagnetic interaction, that dominates at large distances. In the former case instead, the chaotic motion arises from the presence of a core, which is small compared to the typical size of Rydberg atoms. Figure 13 shows that the phase space remains dominated by orbits which jump between different tori of the Coulomb problem. A trajectory follows a torus of the hydrogenic system until it encounters the core region where it is scattered on a different torus [36]. As a result a single trajectory is able to explore most of the phase space energetically accessible to it. The lobes near $v = 0$ in the Poincaré surface of section in Figure 13 are due to the attractive core, which allows larger values of the momentum for a given energy.

This chaotic motion affects also the quantum energy level spacing statistics [37]. For integrable systems the level spacing statistics has generally the Poisson form $P(s) = \exp(-s)$, with s the spacing between two consecutive levels, normalized to the local mean level spacing. For systems that display chaotic classical motion the distribution $P(s)$ is described by the Random Matrix Theory (RMT). For a number of chaotic systems, with time reversal symmetry, the energy level statistics has been found in agreement with the predictions of the Gaussian orthogonal ensemble of random matrices, with $P(s)$ given by the Wigner-Dyson distribution

$$P(s) = \frac{\pi}{2} s \exp\left(-\frac{\pi}{4} s^2\right). \quad (32)$$

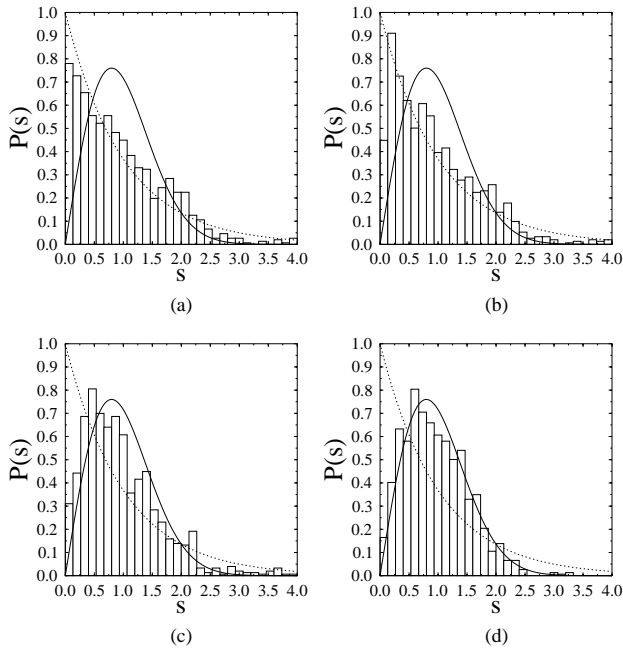


Fig. 14. Level spacing statistics $P(s)$ for alkali atoms in a static electric field, with $\epsilon_{s0} = 0.02$, $n_0 = 60$, $55 \leq n \leq 72$, for (a) H, (b) Li, (c) Na and (d) Rb. The dotted line shows the Poisson distribution, the solid line is the Wigner-Dyson distribution (Eq. (32)).

A Wigner-Dyson distribution of level spacings has been seen in the Li atom in a static electric field strong enough to induce classical chaos [21]. In Figure 14 the normalized nearest neighbor distribution $P(s)$ is shown for $\epsilon_{s0} = 0.02$ at $n_0 = 60$, in the range $55 \leq n \leq 72$. The hydrogen displays nearly Poissonian behavior while for Rb, in which quantum defects are large, $P(s)$ is close to the RMT results. The case of Na demonstrates a weaker level repulsion than Rb, while Li, which has smaller quantum defects, presents a distribution rather close to the Poisson case.

The energy levels for alkali atoms in a static electric field (the so-called Stark levels) were obtained by matrix diagonalization in a spherical hydrogenic basis; quantum defects were introduced simply in the alkali energy levels (for angular momentum $l < 3$), while dipole matrix elements were taken as in the hydrogen case. This approach is valid outside the ionic core, where $V(r)$ is essentially hydrogenic and so is particularly well-suited for Rydberg states, in which the electron mainly remains far from the nucleus. The off-diagonal dipole matrix elements for the z operator decrease rapidly with the difference in energy between initial and final states. As a result, Stark eigenvalues and eigenvectors in a given energy window can be obtained by diagonalization of Hamiltonian matrices of limited size around this region. A limitation of the method is that only bound states are included in the basis set and increasingly large matrices must be used to obtain convergence as the static field ionization border $\epsilon_s n^4 = 0.13$ is approached.

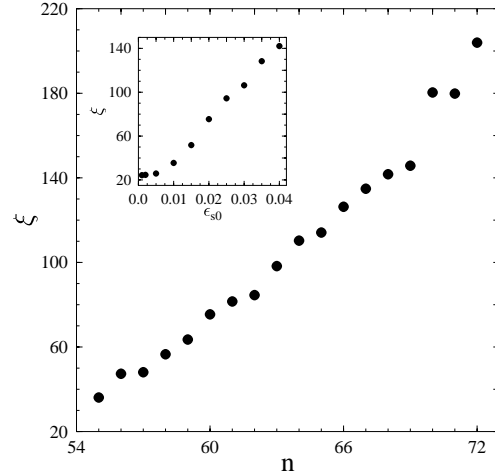


Fig. 15. Inverse participation ratio ξ (Eq. (33)) for Rb, at $\epsilon_{s0} = 0.02$ and $n_0 = 60$, as a function of n . The insert shows the dependence of ξ on ϵ_{s0} , for $n_0 = 60$.

The number of mixed hydrogenic states can be characterized by the inverse participation ratio

$$\xi_{\lambda_i} = \left(\sum_{n,l} |c_{\lambda_i}(n,l)|^4 \right)^{-1}, \quad (33)$$

where $c_{\lambda_i}(n,l)$ are the coefficients of the expansion of the Stark eigenstate with energy E_{λ_i} on the spherical basis. Figure 15 shows how the inverse participation ratio ξ (obtained averaging ξ_{λ_i} in one-shell intervals $E(n-1/2) \leq E_{\lambda_i} \leq E(n+1/2)$, with $E(x) \equiv -1/2x^2$) increases with the energy for a given static field or equivalently (in the insert) with the field for a given energy. As a result, more and more shells are mixed moving to the saddle point $\epsilon_{s0} = 0.13$ and chaotic properties become stronger. For $\epsilon_{s0} = 0.02$, $n_0 = 60$, $\xi \approx 75$ and this indicates that eigenfunctions are significantly spread over different shells.

When the microwave field is turned on, the internal chaos leads to diffusive energy excitation in the classical dynamics, with energy diffusion rate per unit time $D_c = \langle (\Delta E)^2 \rangle / \Delta t$. As for the hydrogen atom in static electric and microwave fields, the rate D_c can be compared with the diffusion rate D_0 for hydrogen with only the microwave field present and at $\omega_0 = 1$. Again the asymptotic behaviors $D_c = \chi_1 D_0 \omega_0^2$ (for $\omega_0 \ll 1$) and $D_c = \chi_2 D_0 \omega_0^{-4/3}$ (for $\omega_0 \gg 1$) are expected. This is confirmed by Figure 16, that shows the frequency dependence of the scaled diffusion rate D_c/D_0 for Rb, Na and Li at $\epsilon_{s0} = 0.02$, $\epsilon_0 = 0.005$, $n_0 = 60$. The core potential parameters α_i are not changed with the initial level n_0 . As a result, the dependence on the initial energy or on n_0 can no longer be eliminated by classical rescaling. However the classical scaling rule remains a useful approximation since D_c/D_0 varies very slowly with n_0 for Rydberg atoms (for Rb at $\epsilon_{s0} = 0.02$, $\epsilon_0 = 0.005$, $\omega_0 = 0.1$, D_c/D_0 remains between 0.019 and 0.023 for $20 \leq n \leq 80$). This fact can be understood by taking into account that only for low l values the electron collides with the core. The energy diffusion rate is therefore determined by the frequency of

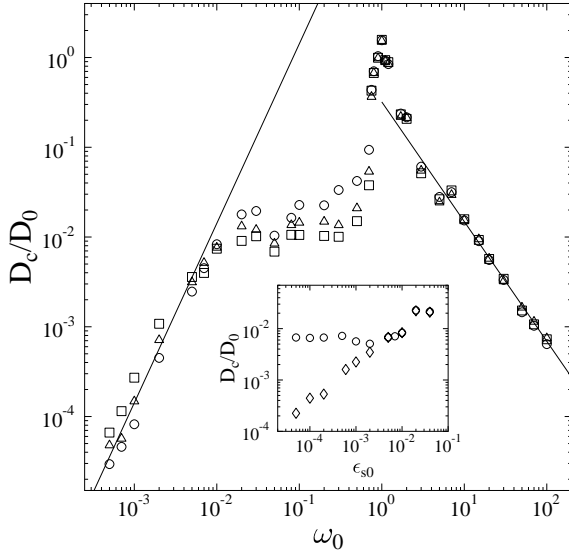


Fig. 16. Dependence of the scaled classical diffusion rate D_c/D_0 on the scaled frequency ω_0 for alkali Rydberg atoms in a static electric field, at $\epsilon_0 = 0.005$, $\epsilon_{s0} = 0.02$, $n_0 = 60$ for Rb (circles), Na (triangles) and Li (squares). The straight lines show the theoretical dependence for $\omega_0 \ll 1$ and $\omega_0 \gg 1$, with $\chi_1 = 140$, $\chi_2 = 0.3$. Ensembles from 200 to 1000 trajectories, initially distributed microcanonically on the energy shell, have been used. Core potential parameters for Na as in Figure 13, for Rb $\alpha_1 = 3.10$, $\alpha_2 = 1.56$, $\alpha_3 = 0.76$ and for Li $\alpha_1 = 2.84$, $\alpha_2 = 4.05$, $\alpha_3 = 4.26$. The insert shows, for Rb at $\omega_0 = 0.1$, $n_0 = 60$, the dependence of D_c/D_0 on ϵ_{s0} for $\epsilon_0 = 0.0005$ (diamonds) and the more flat behavior for $\epsilon_0 = 0.005$ (circles).

these collisions, which is determined by the frequency of classical precession in l , namely by the scaled Stark frequency $\omega_{s0} = 3\epsilon_{s0}$, independently from n_0 . In other words, the dimensions of the core play no important rôle for the classical diffusion rate.

Figure 16 presents some other interesting features: a sharp resonant peak for $\omega_0 = 1$ and a plateau for $0.02 \leq \omega_0 \leq 0.4$. This latter characteristic is due to the fact that core collisions, that are responsible for energy diffusion, occur at the Stark frequency ω_{s0} , independently from ω_0 . This fact is also illustrated in the insert of Figure 16: for very low microwave intensity ($\epsilon_0 = 0.0005 \ll \epsilon_{s0}$) and for $\omega_0 = 0.1$ the diffusion coefficient grows with the static field ϵ_{s0} , while for $\epsilon_0 = 0.005$, when $\epsilon_{s0} < \epsilon_0$, the microwave field dominates the angular momentum precession and the dependence of D_c/D_0 on ϵ_{s0} becomes rather weak.

The peak at $\omega_0 = 1$ in Figure 16 is due to the resonance between Kepler and microwave frequency. Figure 17 shows that the diffusion rate drops abruptly as the electron goes out of the resonance (for $\epsilon_0 = 0.005$ this happens after approximately 10 microwave periods). Such sharp change of the diffusion rate was observed only near the main resonance $\omega_0 = 1$, while for other integer values of ω_0 our studies did not indicate any sharp change.

To study diffusion in the quantum case we considered the initial wavefunction at $t = 0$ as an eigenstate of the Hamiltonian (31) at $\epsilon = 0$ with eigenenergy $E_{\lambda_0} \approx E_0 =$

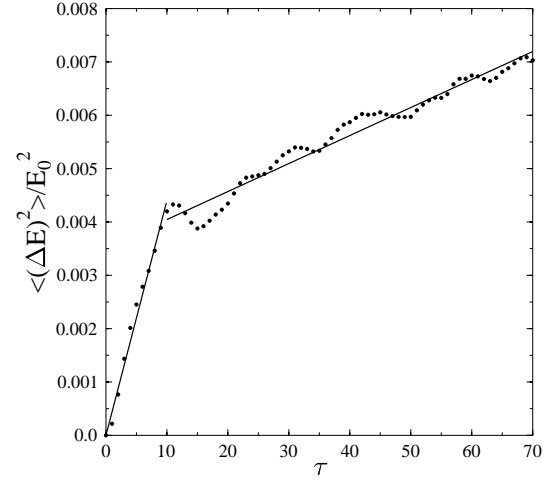


Fig. 17. Dependence of $\langle (\Delta E)^2 \rangle / E_0^2$ on the number of microwave periods τ , for $n_0 = 60$, $\epsilon_{s0} = 0.02$, $\epsilon_0 = 0.005$, $\omega_0 = 1$. The straight line fits give $D_c/D_0 = 1.4$ (for $0 \leq \tau \leq 10$) and $D_c/D_0 = 0.17$ (for $10 \leq \tau \leq 70$).

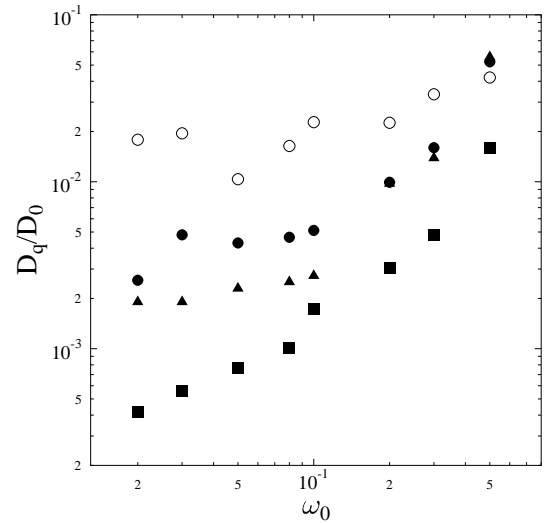


Fig. 18. Quantum scaled diffusion rate D_q/D_0 vs. frequency ω_0 for Rb (full circles), Na (full triangles) and Li (full squares) at $\epsilon_{s0} = 0.02$, $n_0 = 60$, $0.005 \leq \epsilon_0 \leq 0.03$. Open circles show the classical scaled diffusion rate D_c/D_0 for Rb, with parameters α_i as in Figure 16.

$-1/2n_0^2$ [29]. As in the case of the hydrogen atom in magnetic and microwave fields, the quantum dynamics was followed by a split-step method, similar to the one described in [3]. The quantum diffusion rate D_q was obtained by a linear fit of the energy square variance $\langle (\Delta E)^2 \rangle$ vs. time for the first few microwave periods (typically $\tau = 10-15$). The classical-quantum comparison for the scaled diffusion coefficients D_c/D_0 and D_q/D_0 (see Fig. 18) shows a quantitative difference. This is due to the fact that only low angular momentum values contribute to the diffusion and so purely quantum effects can be expected. In addition, the influence of the ionic core is stronger in classical mechanics because trajectories can penetrate in arbitrarily small regions in the phase space. On the contrary,

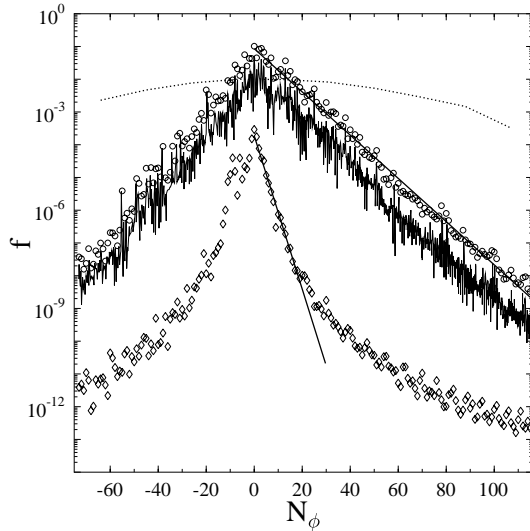


Fig. 19. Probability distribution *vs.* number of absorbed photons N_ϕ : quantum distribution f_λ over the Stark eigenstates (full curve), quantum probability in one-photon intervals f_N (circles) and classical probability in one-photon intervals (dotted line) for Rb at $n_0 = 60$, $\epsilon_{s0} = 0.02$, $\omega_0 = 0.08$, $\epsilon_0 = 0.005$, $180 \leq \tau \leq 200$. Here $D_q/D_0 = 0.0047$ and the theoretical localization length (Eq. (34)) is $\ell_q = 13$. The straight line shows the fit for the exponential localization, with $\ell_{qN} = 13$. Diamonds give f_N (shifted down by 10^3) for Rb under the same conditions, except for $\epsilon_0 = 0.002$, $\ell_q = 2.1$. The straight line shows the fit for $0 \leq N_\phi \leq 20$ ($\ell_{qN} = 3.7$), whereas the fit for $N_\phi \geq 50$ gives $\ell_{qN} = 28$. Classical data are obtained with α_i parameters as in Figure 16.

quantum mechanics tends to smooth over such regions. Apparently this is the reason for which classical diffusion rate is systematically larger than the corresponding quantum value.

Due to quantum interference effects, the above diffusive excitation may eventually stop before ionization. The resulting quasistationary distribution is characterized by an exponential decay in the number of absorbed photons, with a localization length ℓ_q proportional to the one-photon transition rate Γ_q and to the density of coupled states ρ_c : $\ell_q = 2\pi\Gamma_q\rho_c$ [9]. The rate is given by $\Gamma_q = D_q/\omega^2$ and since the internal motion is chaotic the density of coupled states is $\rho_c = n_0^4$. This leads to [29]:

$$\ell_q = \ell_\phi \frac{D_q}{D_0\omega_0^2} n_0, \quad (34)$$

where, as in equation (19), $\ell_\phi = 3.3\epsilon_0^2 n_0^2$ and the conditions $\ell_q > 1$, $\omega\rho_c > 1$ must be satisfied.

In order to check the theoretical prediction (34), the quantum evolution of an eigenstate with eigenenergy $E_{\lambda_0} \approx -1/2n_0^2$, and $n_0 = 60$ was followed up to 200 microwave periods in the Stark basis for $\epsilon_{s0} = 0.02$. The total basis size was up to 1150 states. The system parameters were varied in the intervals $0.003 \leq \epsilon_0 \leq 0.03$, $0.02 \leq \omega_0 \leq 2$, which corresponds to $15 \leq N_I \leq 1500$.

Typical examples of stationary distributions for Rb at $\omega_0 = 0.08$ and $n_0 = 60$ are shown in Figure 19. In order

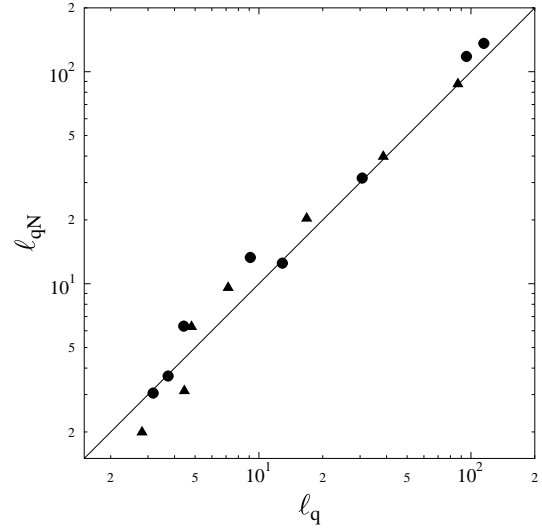


Fig. 20. The numerically computed localization length ℓ_{qN} *vs.* the theoretical estimate ℓ_q (Eq. (34)) for Rb (full circles) and Na (full triangles) at $n_0 = 60$, $\epsilon_{s0} = 0.02$, $\epsilon_0 = 0.005$, $0.02 \leq \omega_0 \leq 0.5$. The straight line corresponds to $\ell_{qN} = \ell_q$.

to determine the numerical value ℓ_{qN} of the localization length, we first computed the total probability f_N in each one-photon interval. Then the least square fit with $f_N \sim \exp(-2N_\phi/\ell_{qN})$ allows to determine ℓ_{qN} . In Figure 19 the numerical localization length ℓ_{qN} agrees with the theoretical ℓ_q value (Eq. (34)) for $\epsilon_0 = 0.005$. The figure also shows how quantum excitation is strongly suppressed in comparison with the classical case. For a smaller microwave intensity ($\epsilon_0 = 0.002$) the fit in the interval $0 \leq N_\phi \leq 20$ gives $\ell_{qN} = 3.7$, whereas the fit for the tail ($N_\phi \geq 50$) shows a much slower decay, with $\ell_{qN} = 28$. We checked that this slope change is not affected by the variation of the basis size and integration step. This change in the probability decay at large N_ϕ can be attributed to a significant change in the eigenstate structure in a static electric field when one approaches the saddle point behind which tunneling takes place. Indeed according to the results shown in Figure 15 a Stark eigenstates for highly excited levels projects on a larger number of hydrogenic levels. Additional investigations are required for a better understanding of this effect.

The comparison of the numerically obtained localization lengths ℓ_{qN} *vs.* the theoretical estimates ℓ_q confirms the predictions of equation (34) (see Fig. 20 for Rb and Na at a fixed ϵ_0 value, with ω_0 varied over the wide range $0.02 \leq \omega_0 \leq 0.5$). We did not study dynamical localization for the Li atom since it is close to the integrable case.

Equation (34) allows to determine the quantum delocalization border [29] from the condition $\ell_q = N_I$:

$$\epsilon_q = \frac{1}{n_0} \sqrt{\frac{D_0\omega_0}{6.6D_q}}. \quad (35)$$

For $\epsilon_0 > \epsilon_q$ diffusive ionization takes place. Actually, this threshold should be lowered since ionization is also possible due to the static field above the threshold $\epsilon_s n_s^4 = 0.13$.

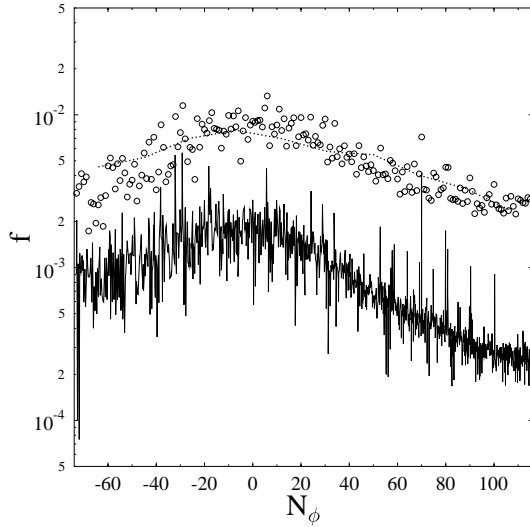


Fig. 21. Same as in Figure 19 but above the delocalization threshold ϵ_q (Eq. (35)), for Rb at $n_0 = 60$, $\epsilon_{s0} = 0.02$, $\omega_0 = 0.08$, $D_q/D_0 = 0.0047$, $\epsilon_0 = 0.03 > \epsilon_q = 0.027$, $40 \leq \tau \leq 50$.

A more accurate estimate is given by the relation $\ell_q = N_I^s$, with $N_I^s = N_I(1 - n_0^2/n_s^2)$. Also one should keep in mind that the estimate (35) is based on the initial local value of D_q/D_0 taken at $n \approx n_0$. In the process of excitation the ratio D_q/D_0 can be changed, for example due to a sharp peak near $\omega_0 \approx 1$ (see Fig. 16). This can give some additional decrease for the border ϵ_q .

Figure 21 shows that above the delocalization border ($\epsilon_0 > \epsilon_q$) the quantum excitation is close to the classical one. In this case the wave packet escapes into continuum and quantum interference effects are unable to freeze quantum diffusion before ionization. We note that the border (35) is lower than for the hydrogen atom [29] approximately by a factor $\sqrt{n_0}$ which appears due to internal chaos originated by quantum defects (see also Fig. 5 in [29]).

The border (35) for alkali Rydberg atoms in static and microwave fields is in qualitative agreement with a series of experiments by Gallagher *et al.* [22,23], that showed at low frequency ($\omega_0 \ll 1$) a scaled microwave ionization threshold $\epsilon_G \sim 1/n_0$ instead of the static field hydrogenic border $\epsilon_{s0} = 0.13$. Also for Rb atoms the ϵ_G threshold is well below the one for hydrogen [15]. Using the data for D_q in the frequency interval $0.02 \leq \omega_0 \leq 0.5$ one can see that the quantum delocalization border is approximately $\epsilon_q \approx 1.5\epsilon_G$ (see Fig. 6 in [29]).

The ionization process was interpreted by Gallagher *et al.* [22,23] as due to a chain of Landau-Zener transitions to higher-lying states, until the static field ionization border is reached. Indeed, in the presence of quantum defects, the first avoided crossing between the n and $n+1$ Stark manifolds occurs at a field $\epsilon_0 = 1/3n_0 \sim \epsilon_G$. However, this theory doesn't explain which is the dynamical mechanism that brings the electron through the whole chain of Stark levels up to ionization. In addition, the Landau-Zener theory does not apply if the microwave frequency is larger than the typical spacing between levels, namely

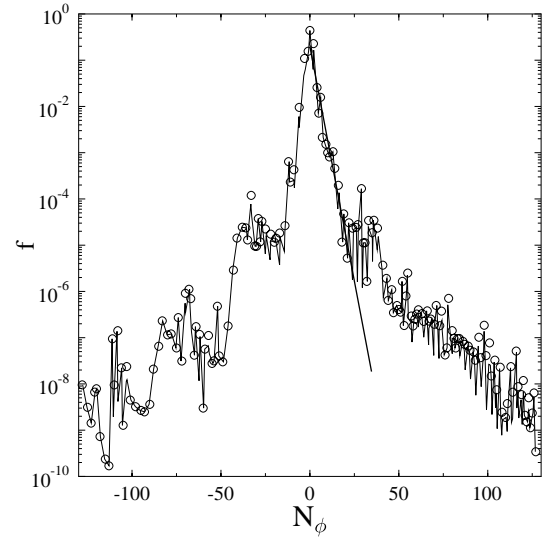


Fig. 22. Same as in Figure 19, for the conditions of Figure 2d in [21], for Na at $n_0 = 28$, $\epsilon_{s0} = 0.024$, $\omega_0 = 0.027$, $\epsilon_0 = 0.002$, $180 \leq \tau \leq 200$, $D_q/D_0 = 0.0027$, $\ell_q = 1.1$, $\ell_{qN} = 4$ (straight line) for $f_N > 10^{-5}$ and $\ell_{qN} = 25$ for $f_N < 10^{-5}$.

for $\omega_0 n_0 > 1$. On the contrary, the dynamical localization theory allows to understand ionization of atoms in a static electric field for the non-adiabatic regime $\omega_0 n_0 > 1$. According to this theory the mechanism of ionization is qualitatively different from the one proposed by Gallagher *et al.*, namely ionization takes place due to diffusive excitation in energy originated by internal chaos existing in absence of the microwave field.

A difficulty for the direct comparison with experiments [15,22,23,38,39] is that only few of them were done in the presence of a static electric field [23] and, in addition, they were in the regime $\omega\rho_c = \omega_0 n_0 < 1$. However, there is a case for Na at $n_0 = 28$, initial orbital momentum $l_0 = 2$, $\epsilon_{s0} = 0.024$, $\omega_0 = 0.027$ (Fig. 2d in [23]) which is not far from our conditions ($\omega_0 n_0 = 0.76$). The experimental 50% ionization threshold is $\epsilon_{0ex} = 0.002$. This value is about 20 times smaller than the quantum delocalization border given by equation (35) with $D_q/D_0 = 0.0027$. Indeed, quantum simulations in the eigenstate basis, extended up to 200 periods (see Fig. 22), give a localization length $\ell_{qN} = 4 \ll N_I = 520$. We understand this discrepancy as due to deviations in the tail of probability distribution ($\ell_{qN} = 25$ for $f_N < 10^{-5}$) similarly to the case discussed in Figure 19.

In order to support this interpretation, we followed the time evolution in the hydrogenic basis and simulated tunneling ionization by an absorption mechanism. Namely, we modified the evolution of the wave function $\psi(t)$ as

$$\psi(t) = T \exp(-i\hat{H}t) \exp(-\frac{\hat{\gamma}}{2}t) \psi(0), \quad (36)$$

where T is time ordering operator, $\hat{\gamma}$ is a diagonal operator in the spherical basis, with matrix elements $\gamma_n \approx 1/2\pi n_s^3$ for all the states in a shell with principal quantum number $n > n_s$ ($\epsilon_s n_s^4 = 0.13$). In this way, there is absorption for levels above the static field ionization threshold

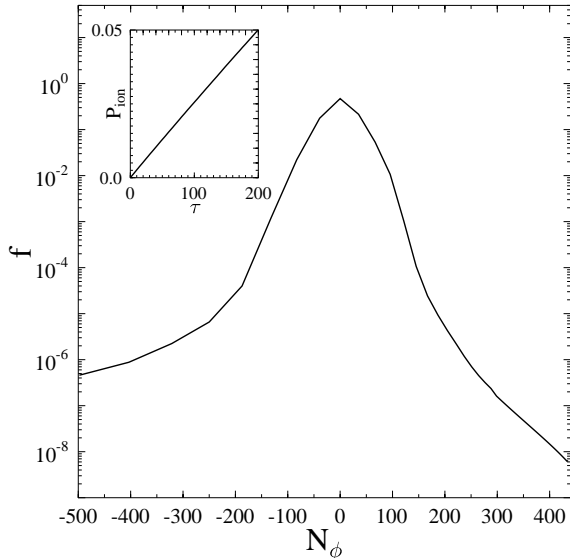


Fig. 23. Probability distribution over the spherical hydrogenic basis for the case of Figure 22. Time evolution is followed under the same static and microwave field conditions, starting from a hydrogenic eigenstate with $n_0 = 28$ and initial value of the orbital momentum quantum number $l_0 = 2$, with absorption parameters (Eq. (36)) given by $\gamma_n = 1/2\pi n_s^3$ for $\epsilon_s n^4 > 0.13$ ($n > n_s = 42$). The insert shows that ionization probability depends on time in a nearly linear way (for the interaction time here considered, $\tau \leq 200$), with ionization rate (per microwave period) $\Gamma = 2.5 \times 10^{-4}$.

after a time approximately equal to the Kepler period $T_{n_s} = 2\pi n_s^3$. In this model, ionization probability grows with time in a nearly linear way (see Fig. 23), with ionization rate (per microwave period) $\Gamma = 2.5 \times 10^{-4}$. This fact can become important for very long interaction times ($\tau_I = 8.3 \times 10^3$ microwave periods in [23]) leading to strong ionization.

Another situation in which the experimental ionization border is much lower than the one given by the theoretical estimate (35) was observed in Beterov *et al.* experiments [40]. In this experiments, with $n_0 = 36$, $l_0 = 1$, $\omega_0 = 0.51$, $\epsilon_{s0} = 0$, approximately half of Na atoms were ionized after $\tau_I = 1.5 \times 10^5$ microwave periods at $\epsilon_0 = 0.003$. A static field of strength $\epsilon_{s0} = 0.02$ would give a diffusion rate $D_q = 0.057D_0$. In such a case the quantum delocalization border is $\epsilon_q = 0.032$ which is much higher than the experimental value. The numerical simulations with effective absorption discussed above give an absorption rate $\Gamma = 9.3 \times 10^{-7}$ for $\epsilon_0 = 0.003$ and $\tau \leq 200$. Such ionization rate would give a significant ionization during the long interaction time τ_I used in experiments [40].

A possibility, alternative to the presence of a weak static electric field, is that some noise existing in the waveguide could destroy localization and give a larger ionization probability compared to the theoretical explanation (35).

For $\omega_0 \ll 1$, one could expect that the slowly varying microwave field will also play the rôle of a static electric field even if $\epsilon_s = 0$. However, in reality, this expectation

can be valid only if ω_0 is much smaller than the frequency ω_{s0} of classical precession determined by the Stark splitting and equal to $3\epsilon_0$ ($\omega_0 \ll 3\epsilon_0$). If this condition is not satisfied then the mixing of l states will not take place and this is in agreement with our numerical data for Rb at $n_0 = 60$, $l_0 = 0$, $\omega_0 = 0.1$, $\epsilon_0 = 0.01$, $\epsilon_{s0} = 0$, where after $\tau = 100$ microwave periods only few l -states are mixed ($\langle l \rangle = 2.8$). At the same time in a presence of a static field $\epsilon_{s0} = 0.02$ the probability spreads over all accessible l -values ($\langle l \rangle = 28$). The localization in l space for Rb atoms was found also in [38] at $\epsilon_s = 0$.

The existing experiments does not allow unfortunately to make a direct check of dynamical localization theory because the interaction times were too long and therefore it is difficult to control the effect of environment. However present laboratory conditions allow to study short interaction times ($\tau \approx 200$) and high quantum numbers $n_0 \approx 60$. In these conditions, according to our numerical and theoretical results, quantum excitation of atoms is well-described by the dynamical localization theory. Experiments in this regime will allow to test the quantum localization effects in a range of parameters much larger than it was so far possible.

Additional investigations should be done for the regime $\omega_0 > 1$. In this case the electron precess with very low frequency $\omega_{s0} \ll \omega_0$ and therefore the static electric field gives an adiabatic perturbation on the localized distribution in the photon number. The case of such adiabatic destruction of the localized case was discussed in [41] and manifestations of this effect for alkali Rydberg atoms should be analyzed more carefully. The situation for alkali Rydberg atoms in a static electric field is quite different from the case of the hydrogen atom in magnetic and microwave fields, where for $\omega_0 > 1$ the microwave frequency is of the order of the Larmor frequency ($\omega_{L0} \approx \omega_0$). On the contrary, for alkali atoms $\omega_{s0} \ll \omega_0$ and therefore localization takes place faster than the spreading of the wave function over the whole energy surface.

4 Conclusions

In this paper we have analyzed the properties of microwave ionization of chaotic Rydberg atoms. Similar to the cases of parity violation in nuclei [25] and of two interacting particles effect in disordered systems [26], a chaotic structure of eigenstates (in absence of microwave) leads to a chaotic enhancement of radiation interaction with atoms. As a result the localization length in the number of photons is strongly increased as compared to the usual situation in which the internal dynamics of the atom, without the microwave field, is integrable [3,5]; as a consequence, the quantum delocalization border drops down significantly. The theory of dynamical localization developed for such chaotic atoms is in good agreement with the results of extensive numerical simulations.

Investigations of such atoms in laboratory experiments represent a new important opportunity to provide detailed results for quantum chaos and dynamical localization. Indeed, due to internal chaos, the excitation proceeds in a

diffusive way even if the microwave frequency is much smaller than the Kepler frequency of electron's rotation ($\omega_0 \ll 1$). As a result the number of photons N_I required for ionization can be as large as few thousands, thus allowing to investigate the dynamical localization of chaos in great detail. Experimental conditions are rather similar to those in previous experiments [15, 21–24, 40] and are available now in modern laboratories.

Here we have discussed the case of parallel fields in which the magnetic quantum number L_z remains an integral of motion. It can be also interesting to study a more general situation with arbitrary field's orientation and polarization. In this case the density of coupled states will be even larger ($\rho_c \sim n_0^5$). This can lead to an additional growth of localization length by a factor n_0 and to a decrease of the delocalization border by a factor $\sqrt{n_0}$. At the same time the effective "sample" size N_I can be increased by n_0 for such small frequencies as $\omega_0 \approx 1/n_0^2$. However, this case deserves more detailed studies. Indeed, the existence of additional approximate integrals of motion or the appearance of very slow adiabatic frequencies is not excluded (especially for a static electric field) and this may lead to new interesting results.

The results of the present paper also show that theoretical and experimental studies of chaotic Rydberg atoms still represent a challenge for fundamental research of quantum chaos.

References

- J.E. Bayfield, P.M. Koch, Phys. Rev. Lett. **33**, 258 (1974).
- N.B. Delone, V.P. Krainov, D.L. Shepelyansky, Sov. Phys. Usp. **26**, 551 (1983) [Usp. Fiz. Nauk **140**, 355 (1983)].
- G. Casati, B. Chirikov, D.L. Shepelyansky, I. Guarneri, Phys. Rep. **154**, 77 (1987).
- R. Blümel, U. Smilansky, Z. Phys. D **6**, 83 (1987).
- G. Casati, I. Guarneri, D.L. Shepelyansky, IEEE J. Quant. Electron. **24**, 1420 (1988).
- R.V. Jensen, S.M. Susskind, M.M. Sanders, Phys. Rep. **201**, 1 (1991).
- J.G. Leopold, D. Richards, J. Phys. B **23**, 2911 (1990).
- P.M. Koch, K.A.H. van Leeuwen, Phys. Rep. **255**, 289 (1995).
- D.L. Shepelyansky, Physica D **28**, 103 (1987).
- S. Fishman, D.R. Gempel, R.E. Prange, Phys. Rev. Lett. **49**, 509 (1982).
- A. Buchleitner, D. Delande, Phys. Rev. Lett. **70**, 33 (1993); J. Opt. Soc. Am. B **12**, 505 (1995).
- J. Zakrzewski, R. Grebarowski, D. Delande, Phys. Rev. A **54**, 691 (1996).
- E.J. Galvez, B.E. Sauer, L. Moorman, P.M. Koch, D. Richards, Phys. Rev. Lett. **61**, 2011 (1988).
- J.E. Bayfield, G. Casati, I. Guarneri, D.W. Sokol, Phys. Rev. Lett. **63**, 364 (1989).
- M. Arndt, A. Buchleitner, R.N. Mantegna, H. Walther, Phys. Rev. Lett. **67**, 2436 (1991).
- G. Casati, I. Guarneri, D.L. Shepelyansky, Physica A **163**, 205 (1990).
- F.L. Moore, J.C. Robinson, C.F. Bharucha, P.E. Williams, M.G. Raizen, Phys. Rev. Lett. **73**, 2974 (1994); J.C. Robinson, C.F. Bharucha, F.L. Moore, R. Jahnke, G.A. Georgakis, Q. Niu, M.G. Raizen, B. Sundaram, Phys. Rev. Lett. **74**, 3963 (1995); F.L. Moore, J.C. Robinson, C.F. Bharucha, B. Sundaram, M.G. Raizen, Phys. Rev. Lett. **75**, 4598 (1995); J.C. Robinson, C.F. Bharucha, K.W. Madison, F.L. Moore, B. Sundaram, S.R. Wilkinson, M.G. Raizen, Phys. Rev. Lett. **76**, 3304 (1996).
- D. Delande, in *Chaos and Quantum Physics*, edited by M.-J. Giannoni, A. Voros, J. Zinn-Justin (North-Holland, Amsterdam, 1991), p. 665.
- H. Friedrich, D. Wingten, Phys. Rep. **183**, 37 (1989).
- H. Hasegawa, M. Robnik, G. Wunner, Progr. Theor. Phys. Suppl. **98**, 198 (1989).
- M. Courtney, N. Spellmeyer, H. Jiao, D. Kleppner, Phys. Rev. A **51**, 3604 (1995).
- P. Pillet, H.B. van den Heuvel, W.W. Smith, R. Kachru, N.H. Tran, T.F. Gallagher, Phys. Rev. A **30**, 280 (1984); T.F. Gallagher, C.R. Mahon, P. Pillet, P. Fu, J.B. Newman, Phys. Rev. A **39**, 4545 (1989).
- C.Y. Lee, J.M. Hettema, T.F. Gallagher, C.W.S. Conover, Phys. Rev. A **46**, 7048 (1992).
- N. Spellmeyer, D. Kleppner, M.R. Haggerty, V. Kondratovich, J.B. Delos, J. Gao, Phys. Rev. Lett. **79**, 1650 (1997).
- O.P. Sushkov, V.V. Flambaum, Sov. Phys. Usp. **25**, 1 (1982) [Usp. Fiz. Nauk **136**, 3 (1982)].
- D.L. Shepelyansky, Phys. Rev. Lett. **73**, 2607 (1994).
- F. Benvenuto, G. Casati, D.L. Shepelyansky, Phys. Rev. A **55**, 1732 (1997).
- G. Benenti, G. Casati, D.L. Shepelyansky, Phys. Rev. A **56**, 3297 (1997).
- G. Benenti, G. Casati, D.L. Shepelyansky, Phys. Rev. A **57**, 1987 (1998).
- I.C. Percival, Proc. R. Soc. Lond. A **353**, 289 (1977).
- D.C. Sorensen, SIAM J. Mat. Anal. Appl. **13**, 357 (1992).
- P.A. Dando, T.S. Monteiro, W. Jans, W. Schweizer, Progr. Theor. Phys. Suppl. **116**, 403 (1994).
- B. Hüpper, J. Main, G. Wunner, Phys. Rev. A **53**, 744 (1996).
- L.D. Landau, E.M. Lifshitz, *Quantum Mechanics* (Pergamon, New York, 1977).
- C.-J. Lorenzen, K. Niemax, Phys. Scripta **27**, 300 (1983); T.P. Hezel, C.E. Burkhardt, M. Ciocca, L.-W. He, J.J. Leventhal, Am. J. Phys. **60**, 329 (1992).
- W. Jans, T.S. Monteiro, W. Schweizer, P.A. Dando, J. Phys. A **26**, 3187 (1993).
- O. Bohigas, in *Chaos and Quantum Physics*, edited by M.-J. Giannoni, A. Voros, J. Zinn-Justin (North-Holland, Amsterdam, 1991), p. 89.
- R. Blümel, A. Buchleitner, R. Graham, L. Sirko, U. Smilansky, H. Walther, Phys. Rev. A **44**, 4521 (1991).
- O. Benson, A. Buchleitner, G. Raithel, M. Arndt, R.N. Mantegna, H. Walther, Phys. Rev. A **51**, 4862 (1995).
- I.M. Beterov, A.O. Vyrodiv, I.I. Ryabtsev, N.V. Fateev, Sov. Phys. JETP **74**, 616 (1992) [Zh. Eksp. Teor. Fiz. **101**, 1154 (1992)]; A.V. Bezverbyñy, I.M. Beterov, A.M. Tumaikin, I.I. Ryabtsev, JETP **84**, 437 (1997) [Zh. Eksp. Teor. Fiz. **111**, 796 (1997)].
- G. Casati, I. Guarneri, M. Leschanz, D.L. Shepelyansky, C. Sinha, Phys. Lett. A **154**, 19 (1991); F. Borgonovi, D.L. Shepelyansky, Phys. Rev. E **51**, (1995) 1026.