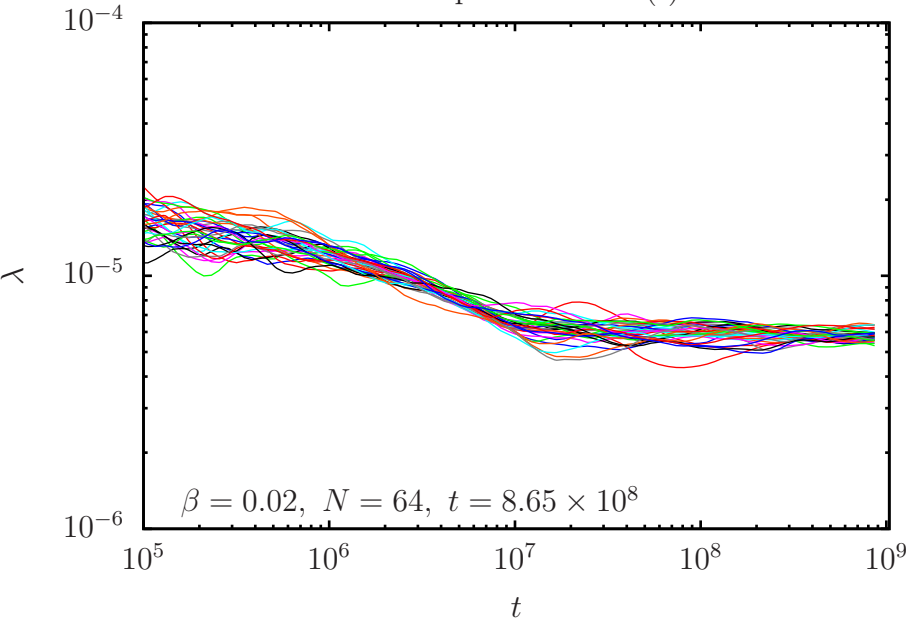
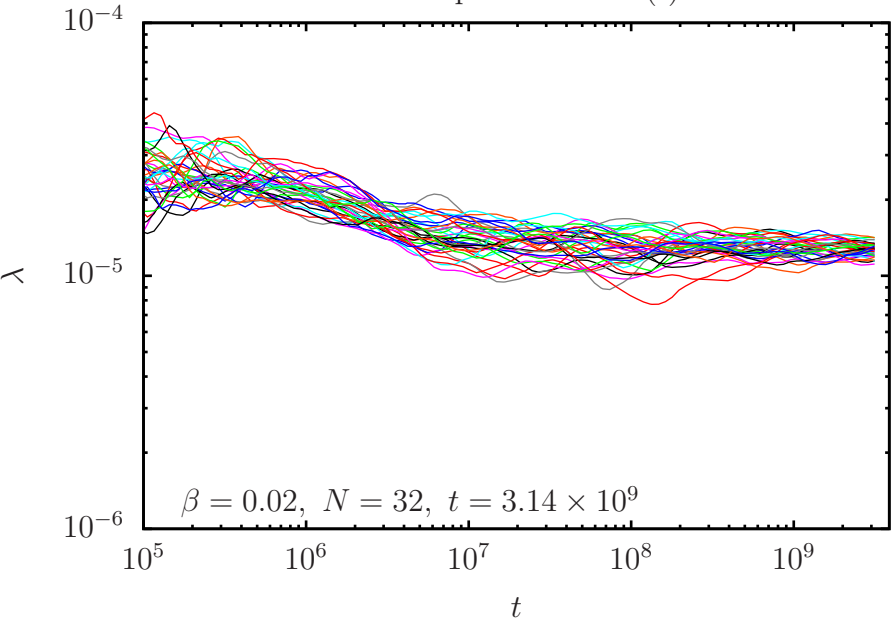


time dependence of $\lambda(t)$



time dependence of $\lambda(t)$



time dependence of $\ln(\|\Delta\psi(t)\|)/t$

$\ln(\|\Delta\psi(t)\|)/t$

10^{-4}

10^{-5}

10^{-6}

10^4

10^5

10^6

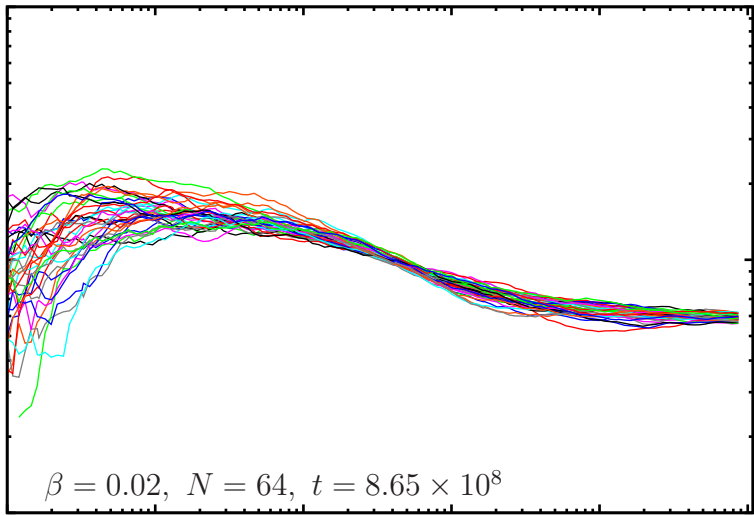
10^7

10^8

10^9

$\beta = 0.02, N = 64, t = 8.65 \times 10^8$

t



time dependence of $\ln(\|\Delta\psi(t)\|)/t$

$\ln(\|\Delta\psi(t)\|)/t$

10^{-4}

10^{-5}

10^{-6}

10^4

10^5

10^6

10^7

10^8

10^9

t

$\beta = 0.02, N = 32, t = 3.14 \times 10^9$

